

**SUMMARY REPORT  
208 ASH STREET (FORMERLY 321 ASH STREET)  
LAUREL BAY MILITARY HOUSING AREA  
MARINE CORPS AIR STATION BEAUFORT  
BEAUFORT, SC**

**Revision: 0**

**Prepared for:**

**Department of the Navy  
Naval Facilities Engineering Command, Mid-Atlantic  
9324 Virginia Avenue  
Norfolk, Virginia 23511-3095**

**and**



**Naval Facilities Engineering Command Atlantic  
9324 Virginia Avenue  
Norfolk, Virginia 23511-3095**

**JUNE 2021**

**SUMMARY REPORT  
208 ASH STREET (FORMERLY 321 ASH STREET)  
LAUREL BAY MILITARY HOUSING AREA  
MARINE CORPS AIR STATION BEAUFORT  
BEAUFORT, SC**

**Revision: 0  
Prepared for:**

**Department of the Navy  
Naval Facilities Engineering Command, Mid- Atlantic  
9324 Virginia Avenue  
Norfolk, Virginia 23511-3095**

**and**



**Naval Facilities Engineering Command Atlantic**

**9324 Virginia Avenue  
Norfolk, Virginia 23511-3095**

**Prepared by:**

**CDM - AECOM**  
Multimedia Joint Venture

**CDM - AECOM Multimedia Joint Venture  
10560 Arrowhead Drive, Suite 500  
Fairfax, Virginia 22030**

**Contract Number: N62470-14-D-9016  
CTO WE52  
JUNE 2021**

---

## Table of Contents

<b>1.0</b>	<b>INTRODUCTION .....</b>	<b>1</b>
1.1	BACKGROUND INFORMATION.....	1
1.2	UST REMOVAL AND ASSESSMENT PROCESS.....	2
<b>2.0</b>	<b>SAMPLING ACTIVITIES AND RESULTS .....</b>	<b>3</b>
2.1	UST REMOVAL AND SOIL SAMPLING .....	3
2.2	SOIL ANALYTICAL RESULTS.....	4
2.3	GROUNDWATER SAMPLING.....	4
2.4	GROUNDWATER ANALYTICAL RESULTS .....	5
<b>3.0</b>	<b>PROPERTY STATUS.....</b>	<b>5</b>
<b>4.0</b>	<b>REFERENCES .....</b>	<b>5</b>

## Tables

Table 1	Laboratory Analytical Results - Soil
Table 2	Laboratory Analytical Results - Groundwater

## Appendices

Appendix A	Multi-Media Selection Process for LBMH
Appendix B	UST Assessment Report
Appendix C	Laboratory Analytical Report - Groundwater
Appendix D	Regulatory Correspondence

### **List of Acronyms**

bgs	below ground surface
BTEX	benzene, toluene, ethylbenzene, and xylenes
CTO	Contract Task Order
COPC	constituents of potential concern
ft	feet
IDIQ	Indefinite Delivery, Indefinite Quantity
IGWA	Initial Groundwater Assessment
JV	Joint Venture
LBMH	Laurel Bay Military Housing
MCAS	Marine Corps Air Station
NAVFAC Mid-Lant	Naval Facilities Engineering Command Mid-Atlantic
NFA	No Further Action
PAH	polynuclear aromatic hydrocarbon
QAPP	Quality Assurance Program Plan
RBSL	risk-based screening level
SCDHEC	South Carolina Department of Health and Environmental Control
Site	LBMH area at MCAS Beaufort, South Carolina
UST	underground storage tank
VISL	vapor intrusion screening level

## **1.0 INTRODUCTION**

The CDM - AECOM Multimedia Joint Venture (JV) was contracted by the Naval Facilities Engineering Command, Mid-Atlantic (NAVFAC Mid-Lant) to provide reporting services for the heating oil underground storage tanks (USTs) located in Laurel Bay Military Housing (LBMH) area at the Marine Corps Air Station (MCAS) Beaufort, South Carolina (Site). This work has been awarded under Contract Task Order (CTO) WE52 of the Indefinite Delivery, Indefinite Quantity (IDIQ) Multimedia Environmental Compliance Contract (Contract No. N62470-14-D-9016).

As of January 2014, the LBMH addresses were re-numbered to comply with the E-911 emergency response addressing system; however, in order to remain consistent with historical sampling and reporting for LBMH area, the residences will continue to be referenced with their original address numbers in sample nomenclature and reporting documents.

This report summarizes the results the environmental investigation activities associated with the storage of home heating oil and the potential release of petroleum constituents at the referenced property. Based on the results of the investigation, a No Further Action (NFA) determination has been made by the South Carolina Department of Health and Environmental Control (SCDHEC) for 208 Ash Street (Formerly 321 Ash Street). This NFA determination indicates that there are no unacceptable risks to human health or the environment for the petroleum constituents associated with the home heating oil USTs. The following information is included in this report:

- Background information;
- Sampling activities and results; and
- A determination of the property status.

### **1.1 Background Information**

The LBMH area is located approximately 3.5 miles west of MCAS Beaufort. The area is approximately 970 acres in size and serves as an enlisted and officer family housing area. The area is configured with single family and duplex residential structures, and includes recreation, open space, and community facilities. The community includes approximately 1,300 housing units, including legacy Capehart style homes and newer duplex style homes. The housing area

---

is bordered on the west by salt marshes and the Broad River, and to the north, east and south by uplands. Forested areas lie along the northern and northeastern borders.

Capehart style homes within the LBMH area were formerly heated using heating oil stored in USTs at each residence. There were 1,100 Capehart style housing units in the LBMH area. The newer duplex homes within the LBMH area never utilized heating oil tanks. Heating oil has not been used at Laurel Bay since the mid-1980s. As was the accepted practice at the time, USTs were drained, filled with dirt, capped, and left in place when they were removed from service. Residential USTs are not regulated in the State of South Carolina (i.e., there are no federal or state laws governing installation, management, or removal).

In 2007, MCAS Beaufort began a voluntary program to remove the unregulated, residential USTs and conduct sampling activities to determine if, and to what extent, petroleum constituents may have impacted the surrounding environment. MCAS Beaufort coordinated with SCDHEC to develop removal procedures that were consistent with procedural requirements for regulated USTs. All tank removal activities and follow-on actions are conducted in coordination with SCDHEC. To date, all known USTs have been removed from all residential properties within the LBMH area.

## **1.2 UST Removal and Assessment Process**

During the UST removal process, a soil sample was collected from beneath the UST excavations (approximately 4 to 6 feet [ft] below ground surface [bgs]) and analyzed for a predetermined list of constituents of potential concern (COPCs) associated with the petroleum compounds found in home heating oil. These COPCs, derived from the *Quality Assurance Program Plan (QAPP) for the Underground Storage Tank Management Division, Revision 3.1* (SCDHEC, 2016) and the *Underground Storage Tank Assessment Instructions for Permanent Closure and Change-In-Service*, (SCDHEC, 2018), are as follows:

- benzene, toluene, ethylbenzene, and xylenes (BTEX),
- naphthalene, and
- five select polynuclear aromatic hydrocarbon (PAHs): benzo(a)anthracene, benzo(b)fluoranthene, benzo(k)fluoranthene, chrysene and dibenz(a,h)anthracene.

Soil sample results were submitted by MCAS Beaufort to SCDHEC utilizing SCDHEC's UST Assessment Report form. In accordance with SCDHEC's *QAPP for the UST Management*

---

*Division* (SCDHEC, 2016), the soil screening levels consists of SCDHEC risk-based screening levels (RBSLs). It should be noted that the RBSLs for select PAHs were revised in Revision 2.0 of the QAPP (SCDHEC, 2013) and were revised again in Revision 3.0 (SCDHEC, 2015). The screening levels used for evaluation at each site were those levels that were in effect at the time of reporting and review by SCDHEC.

The results of the soil sampling at each former UST location were used to determine if a potential for groundwater contamination exists (i.e., soil results greater than RBSLs) and subsequently to select properties for follow-up initial groundwater assessment (IGWA) sampling. The results of the IGWA sampling (if necessary) are used to determine the presence or absence of the aforementioned COPCs in groundwater and identify whether former UST locations will require additional delineation of COPCs in groundwater. In order to delineate the extent of impact to groundwater, permanent wells are installed and a sampling program is established for those former UST locations where IGWA sampling has indicated the presence of COPCs in excess of the SCDHEC RBSLs for groundwater. Groundwater analytical results are also compared to the site specific groundwater vapor intrusion screening levels (VISLs) to evaluate the potential for vapor intrusion and the necessity for an investigation associated with this media. A multi-media investigation selection process tree, applicable to the LBMH UST investigations, is presented as Appendix A.

## **2.0 SAMPLING ACTIVITIES AND RESULTS**

The following section presents the sampling activities and associated results for 208 Ash Street (Formerly 321 Ash Street). Details regarding the soil investigation at this site are provided in the *SCDHEC UST Assessment Report – 321 Ash Street* (MCAS Beaufort, 2011). The UST Assessment Report is provided in Appendix B. Details regarding the IGWA sampling activities at this site are provided in the *Initial Groundwater Investigation Report – November and December 2015* (Resolution Consultants, 2016). The laboratory report that includes the pertinent IGWA analytical results for this site is presented in Appendix C.

### **2.1 UST Removal and Soil Sampling**

On June 29, 2011, a single 280 gallon heating oil UST was removed from the front landscaped bed area adjacent to the driveway at 208 Ash Street (Formerly 321 Ash Street). The former UST location is indicated on Figures 2 and 3 of the UST Assessment Report (Appendix B). The UST was removed, cleaned, and shipped offsite for recycling. There was no visual evidence (i.e.,

staining or sheen) of petroleum impact at the time of the UST removal. According to the UST Assessment Report (Appendix B), the depth to the base of the UST was 6'0" bgs and a single soil sample was collected from that depth. The sample was collected from the fill port side of the former UST to represent a worst case scenario.

Following UST removal, a soil sample was collected from the base of the excavation and shipped to an offsite laboratory for analysis of the petroleum COPCs. Sampling was performed in accordance with applicable South Carolina regulation R.61-92, Part 280 (SCDHEC, 2017) and assessment guidelines.

## **2.2 Soil Analytical Results**

A summary of the laboratory analytical results and SCDHEC RBSLs is presented in Table 1. A copy of the laboratory analytical data report is included in the UST Assessment Report presented in Appendix B. The laboratory analytical data report includes the soil results for the additional PAHs that were analyzed, but do not have associated RBSLs.

The soil sample results were submitted by MCAS Beaufort to SCDHEC utilizing SCDHEC's UST Assessment Report form (Appendix B). The results of the soil sampling at the former UST location were used by MCAS Beaufort, in consultation with SCDHEC, to determine a path forward (i.e., additional sampling or NFA) for the property. The soil results collected from 208 Ash Street (Formerly 321 Ash Street) were greater than the SCDHEC RBSLs, which indicated further investigation was required. In a letter dated July 1, 2015, SCDHEC requested an IGWA for 208 Ash Street (Formerly 321 Ash Street) to determine if the groundwater was impacted by petroleum COPCs. SCDHEC's request letter is provided in Appendix D.

## **2.3 Groundwater Sampling**

On November 10, 2015, a temporary monitoring well was installed at 208 Ash Street (Formerly 321 Ash Street), in accordance with the South Carolina Well Standards and Regulations (R.61-71.H-I, updated June 24, 2016). In order to provide data that can be used to determine whether COPCs are migrating to underlying groundwater, the monitoring well was placed in the same general location as the former heating oil UST. The former UST location is indicated on Figures 2 and 3 of the UST Assessment Report (Appendix B). Further details are provided in the *Initial Groundwater Investigation Report – November and December 2015* (Resolution Consultants, 2016).



The sampling strategy for this phase of the investigation required a one-time sampling event of the temporarily installed monitoring well. Following well installation and development, groundwater samples were collected using low-flow methods and shipped to an offsite laboratory for analysis of the petroleum COPCs. Upon completion of groundwater sampling, the temporary well was abandoned in accordance with the South Carolina Well Standards and Regulations R.61-71 (SCDHEC, 2016). Field forms are provided in the *Initial Groundwater Investigation Report – November and December 2015* (Resolution Consultants, 2016).

## **2.4 Groundwater Analytical Results**

A summary of the laboratory analytical results and SCDHEC RBSLs is presented in Table 2. A copy of the laboratory analytical data report is included in Appendix C.

The groundwater results collected from 208 Ash Street (Formerly 321 Ash Street) were less than the SCDHEC RBSLs and the site specific groundwater VISLs (Table 2), which indicated that the groundwater was not impacted by COPCs associated with the former UST at concentrations that present a potential risk to human health and the environment.

## **3.0 PROPERTY STATUS**

Based on the analytical results for groundwater, SCDHEC made the determination that NFA was required for 208 Ash Street (Formerly 321 Ash Street). This NFA determination was obtained in a letter dated June 8, 2016. SCDHEC's NFA letter is provided in Appendix D.

## **4.0 REFERENCES**

Marine Corps Air Station Beaufort, 2011. *South Carolina Department of Health and Environmental Control (SCDHEC) Underground Storage Tank Assessment Report – 320 Ash Street, Laurel Bay Military Housing Area*, December 2011.

Resolution Consultants, 2016. *Initial Groundwater Investigation Report – November and December 2015 for Laurel Bay Military Housing Area, Multiple Properties, Laurel Bay Military Housing Area, Marine Corps Air Station Beaufort, Beaufort, South Carolina*, April 2016.

South Carolina Department of Health and Environmental Control Bureau of Land and Waste Management, 2013. *Quality Assurance Program Plan for the Underground Storage Tank Management Division, Revision 2.0*, April 2013.

South Carolina Department of Health and Environmental Control Bureau of Land and Waste Management, 2015. *Quality Assurance Program Plan for the Underground Storage Tank Management Division, Revision 3.0*, May 2015.

South Carolina Department of Health and Environmental Control Bureau of Land and Waste Management, 2016. *Quality Assurance Program Plan for the Underground Storage Tank Management Division, Revision 3.1*, February 2016.

South Carolina Department of Health and Environmental Control Bureau of Land and Waste Management, 2017. *R.61-92, Part 280, Underground Storage Tank Control Regulations*, March 2017.

South Carolina Department of Health and Environmental Control Bureau of Land and Waste Management, 2018. *Underground Storage Tank Assessment Instructions for Permanent Closure and Change-In-Service*, March 2018.

South Carolina Department of Health and Environmental Control Bureau of Water, 2016. *R.61-71, Well Standards*, June 2016.

## Tables

**Table 1**  
**Laboratory Analytical Results - Soil**  
**208 Ash Street (Formerly 321 Ash Street)**  
**Laurel Bay Military Housing Area**  
**Marine Corps Air Station Beaufort**  
**Beaufort, South Carolina**

Constituent	SCDHEC RBSLs <sup>(1)</sup>	Results Sample Collected 06/29/11
<b>Volatile Organic Compounds Analyzed by EPA Method 8260B (mg/kg)</b>		
Benzene	0.003	ND
Ethylbenzene	1.15	<b>0.0620</b>
Naphthalene	0.036	<b>4.12</b>
Toluene	0.627	ND
Xylenes, Total	13.01	<b>0.0283</b>
<b>Semivolatile Organic Compounds Analyzed by EPA Method 8270D (mg/kg)</b>		
Benzo(a)anthracene	0.66	<b>0.120</b>
Benzo(b)fluoranthene	0.66	<b>0.0837</b>
Benzo(k)fluoranthene	0.66	<b>0.0453</b>
Chrysene	0.66	<b>0.128</b>
Dibenz(a,h)anthracene	0.66	ND

**Notes:**

<sup>(1)</sup> South Carolina Risk-Based Screening Levels from the Quality Assurance Program Plan for the Underground Storage Tank Management Division, Revision 3.0 and 3.1 (SCDHEC, May 2015 and SCDHEC, February 2016) and the Underground Storage Tank Assessment Guidelines (SCDHEC, February 2006).

Bold font indicates the analyte was detected.

Bold font and shading indicates the concentration exceeds the SCDHEC RBSL.

EPA - United States Environmental Protection Agency

mg/kg - milligrams per kilogram

ND - not detected at the reporting limit (or method detection limit if shown on the laboratory report). The soil laboratory report is provided in Appendix B.

RBSL - Risk-Based Screening Level

SCDHEC - South Carolina Department Of Health and Environmental Control

**Table 2**  
**Laboratory Analytical Results - Groundwater**  
**208 Ash Street (Formerly 321 Ash Street)**  
**Laurel Bay Military Housing Area**  
**Marine Corps Air Station Beaufort**  
**Beaufort, South Carolina**

Constituent	SCDHEC RBSLs <sup>(1)</sup>	Site-Specific Groundwater VISLs (µg/L) <sup>(2)</sup>	Results Sample Collected 11/10/15
<b>Volatile Organic Compounds Analyzed by EPA Method 8260B (µg/L)</b>			
Benzene	5	16.24	ND
Ethylbenzene	700	45.95	<b>0.33</b>
Naphthalene	25	29.33	<b>11</b>
Toluene	1000	105,445	ND
Xylenes, Total	10,000	2,133	ND
<b>Semivolatile Organic Compounds Analyzed by EPA Method 8270D (µg/L)</b>			
Benzo(a)anthracene	10	NA	<b>0.98</b>
Benzo(b)fluoranthene	10	NA	<b>0.80</b>
Benzo(k)fluoranthene	10	NA	<b>0.23</b>
Chrysene	10	NA	<b>0.84</b>
Dibenz(a,h)anthracene	10	NA	ND

**Notes:**

<sup>(1)</sup> South Carolina Risk-Based Screening Levels from the Quality Assurance Program Plan for the Underground Storage Tank Management Division, Revision 3.1 (SCDHEC, February 2016).

<sup>(2)</sup> Site-specific groundwater VISLs were calculated using the EPA JE Model Spreadsheets (Version 3.1, February 2004) and conservative Bold font indicates the analyte was detected.

Bold font and shading indicates the concentration exceeds the SCDHEC RBSL and/or the Site-Specific Groundwater VISL.

EPA - United States Environmental Protection Agency

JE - Johnson & Ettinger

NA - Not Applicable

ND - not detected at the reporting limit (or method detection limit if shown on the laboratory report). The groundwater laboratory report is provided in Appendix C.

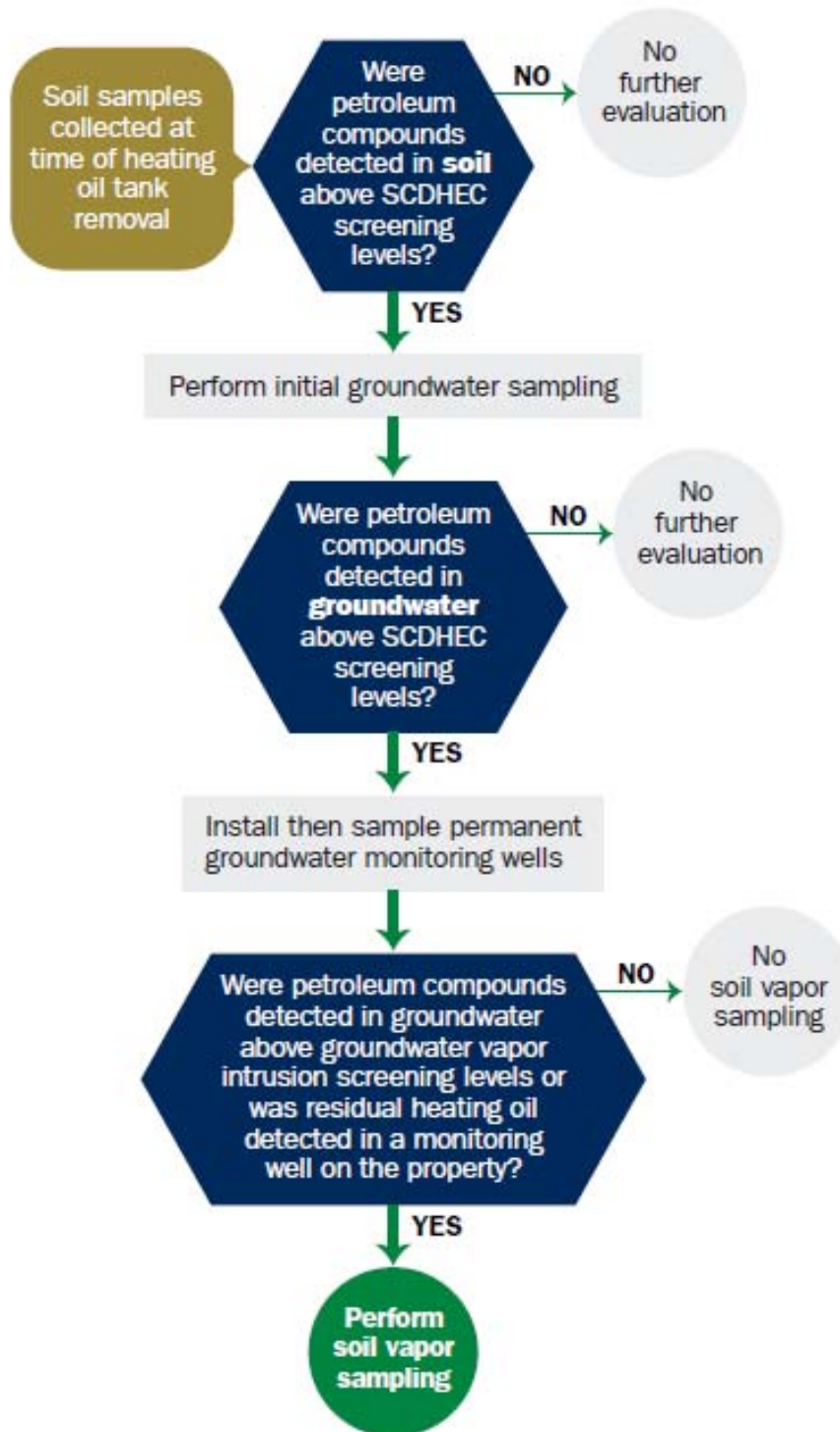
RBSL - Risk-Based Screening Level

SCDHEC - South Carolina Department Of Health and Environmental Control

µg/L - micrograms per liter

VISL - Vapor Intrusion Screening Level

**Appendix A**  
**Multi-Media Selection Process for LBMH**



Appendix A - Multi-Media Selection Process for LBMH

**Appendix B**  
**UST Assessment Report**



South Carolina Department of Health and Environmental Control (SCDHEC)  
**Underground Storage Tank (UST) Assessment Report**

<b>Date Received</b>  <b>State Use Only</b>
---

Submit Completed Form To:  
UST Program  
SCDHEC  
2600 Bull Street  
Columbia, South Carolina 29201  
Telephone (803) 896-7957

**RECEIVED**

DEC 08 2011

SC DHEC - Bureau of  
Land & Waste Management

**I. OWNERSHIP OF UST (S)**

MCAS Beaufort, Commanding Officer Attn: NREAO (Craig Ehde)		
Owner Name (Corporation, Individual, Public Agency, Other)		
P.O. Box 55001		
Mailing Address		
Beaufort,	South Carolina	29904-5001
City	State	Zip Code
843	228-7317	Craig Ehde
Area Code	Telephone Number	Contact Person

**II. SITE IDENTIFICATION AND LOCATION**

Permit I.D. #	
Laurel Bay Military Housing Area, Marine Corps Air Station, Beaufort, SC	
Facility Name or Company Site Identifier	
321 Ash Street, Laurel Bay Military Housing Area	
Street Address or State Road (as applicable)	
Beaufort,	Beaufort
City	County

**III. INSURANCE INFORMATION**

**Insurance Statement**

The petroleum release reported to DHEC on \_\_\_\_\_ at Permit ID Number \_\_\_\_\_ may qualify to receive state monies to pay for appropriate site rehabilitation activities. Before participation is allowed in the State Clean-up fund, written confirmation of the existence or non-existence of an environmental insurance policy is required. **This section must be completed.**

Is there now, or has there ever been an insurance policy or other financial mechanism that covers this UST release? **YES** \_\_\_ **NO** \_\_\_ (check one)

If you answered **YES** to the above question, please complete the following information:

My policy provider is: \_\_\_\_\_  
The policy deductible is: \_\_\_\_\_  
The policy limit is: \_\_\_\_\_

If you have this type of insurance, please include a copy of the policy with this report.

**IV. REQUEST FOR SUPERB FUNDING**

I **DO** / **DO NOT** wish to participate in the SUPERB Program. (Circle one.)

**V. CERTIFICATION (To be signed by the UST owner)**

**I certify that I have personally examined and am familiar with the information submitted in this and all attached documents; and that based on my inquiry of those individuals responsible for obtaining this information, I believe that the submitted information is true, accurate, and complete.**

\_\_\_\_\_  
Name (Type or print.)

\_\_\_\_\_  
Signature

**To be completed by Notary Public:**

Sworn before me this \_\_\_\_\_ day of \_\_\_\_\_, 20\_\_\_\_

\_\_\_\_\_  
(Name)

Notary Public for the state of \_\_\_\_\_  
*Please affix State seal if you are commissioned outside South Carolina*

**VI. UST INFORMATION**

- A. Product...(ex. Gas, Kerosene).....
- B. Capacity...(ex. 1k, 2k).....
- C. Age.....
- D. Construction Material...(ex. Steel, FRP).....
- E. Month/Year of Last Use.....
- F. Depth (ft.) To Base of Tank.....
- G. Spill Prevention Equipment Y/N.....
- H. Overfill Prevention Equipment Y/N.....
- I. Method of Closure Removed/Filled.....
- J. Date Tanks Removed/Filled.....
- K. Visible Corrosion or Pitting Y/N.....
- L. Visible Holes Y/N.....

321Ash				
Heating oil				
280 gal				
Late 1950s				
Steel				
Mid 1980s				
6'				
No				
No				
Removed				
6/29/11				
Yes				
Yes				

M. Method of disposal for any USTs removed from the ground (attach disposal manifests)  
UST 321Ash was removed from the ground, cleaned and recycled. See Attachment "A."

N. Method of disposal for any liquid petroleum, sludges, or wastewaters removed from the USTs (attach disposal manifests)  
Contaminated water was pumped from UST 321Ash and disposed by MCAS.

O. If any corrosion, pitting, or holes were observed, describe the location and extent for each UST  
Corrosion, pitting and holes were found throughout the tank.

## VII. PIPING INFORMATION

A.	Construction Material..(ex. Steel, FRP).....	321Ash				
B.	Distance from UST to Dispenser.....	Steel & Copper				
C.	Number of Dispensers.....	N/A				
D.	Type of System Pressure or Suction.....	N/A				
E.	Was Piping Removed from the Ground? Y/N	Suction				
F.	Visible Corrosion or Pitting Y/N.....	No				
G.	Visible Holes Y/N.....	Yes				
H.	Age.....	No				
I.	If any corrosion, pitting, or holes were observed, describe the location and extent for each piping run.	Late 1950s				

Corrosion and pitting were found on the surface of the steel vent pipe. Copper supply and return lines were sound.

---



---

## VIII. BRIEF SITE DESCRIPTION AND HISTORY

The USTs at the residences are constructed of single wall steel and formerly contained fuel oil for heating. These USTs were installed in the late 1950s and last used in the mid 1980s.

---



---



---



---

## IX. SITE CONDITIONS

	Yes	No	Unk
<p>A. Were any petroleum-stained or contaminated soils found in the UST excavation, soil borings, trenches, or monitoring wells?</p> <p>If yes, indicate depth and location on the site map.</p>		X	
<p>B. Were any petroleum odors detected in the excavation, soil borings, trenches, or monitoring wells?</p> <p>If yes, indicate location on site map and describe the odor (strong, mild, etc.)</p>		X	
<p>C. Was water present in the UST excavation, soil borings, or trenches?</p> <p>If yes, how far below land surface (indicate location and depth)?</p>		X	
<p>D. Did contaminated soils remain stockpiled on site after closure?</p> <p>If yes, indicate the stockpile location on the site map.</p> <p>Name of DHEC representative authorizing soil removal:</p>		X	
<p>E. Was a petroleum sheen or free product detected on any excavation or boring waters?</p> <p>If yes, indicate location and thickness.</p>		X	

## X. SAMPLE INFORMATION

A. SCDHEC Lab Certification Number 84009

B.

Sample #	Location	Sample Type (Soil/Water)	Soil Type (Sand/Clay)	Depth*	Date/Time of Collection	Collected by	OVA #
321Ash	Excav at fill end	Soil	Sandy	6'	6/29/11 1245 hrs	P. Shaw	
8							
9							
10							
11							
12							
13							
14							
15							
16							
17							
18							
19							
20							

\* = Depth Below the Surrounding Land Surface

## XI. SAMPLING METHODOLOGY

Provide a detailed description of the methods used to collect and store the samples. Also include the preservative used for each sample. Please use the space provided below.

Sampling was performed in accordance with SC DHEC R.61-92 Part 280 and SC DHEC Assessment Guidelines. Sample containers were prepared by the testing laboratory. The grab method was utilized to fill the sample containers leaving as little head space as possible and immediately capped. Soil samples were extracted from area below tank. The samples were marked, logged, and immediately placed in a sample cooler packed with ice to maintain an approximate temperature of 4 degrees Centigrade. Tools were thoroughly cleaned and decontaminated with the seven step decon process after each use. The samples remained in custody of SBG-EEG, Inc. until they were transferred to Test America Incorporated for analysis as documented in the Chain of Custody Record.

---

---

---

---

---

---

---

---

---

---

## XII. RECEPTORS

	Yes	No
<p>A. Are there any lakes, ponds, streams, or wetlands located within 1000 feet of the UST system?  <span style="margin-left: 300px;">*~640' to stormwater canal</span></p> <p>If yes, indicate type of receptor, distance, and direction on site map.</p>	*X	
<p>B. Are there any public, private, or irrigation water supply wells within 1000 feet of the UST system?</p> <p>If yes, indicate type of well, distance, and direction on site map.</p>		X
<p>C. Are there any underground structures (e.g., basements) Located within 100 feet of the UST system?</p> <p>If yes, indicate type of structure, distance, and direction on site map.</p>		X
<p>D. Are there any underground utilities (e.g., telephone, electricity, gas, water, sewer, storm drain) located within 100 feet of the UST system that could potentially come in contact with the contamination?  <span style="margin-left: 300px;">*Sewer, water, electricity, cable &amp; fiber optic</span></p> <p>If yes, indicate the type of utility, distance, and direction on the site map.</p>	*X	
<p>E. Has contaminated soil been identified at a depth less than 3 feet below land surface in an area that is not capped by asphalt or concrete?</p> <p>If yes, indicate the area of contaminated soil on the site map.</p>		X



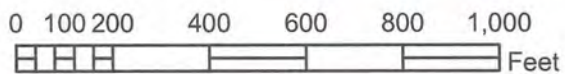
### **XIII. SITE MAP**

**You must supply a scaled site map. It should include all buildings, road names, utilities, tank and dispenser island locations, labeled sample locations, extent of excavation, and any other pertinent information.**

(Attach Site Map Here)



**321 ASH ST.**



**SBG-EEG, Inc.**

398 E. 5th North Street, Suite C  
Summerville SC 29483-6954

Ph. (843) 875-1930

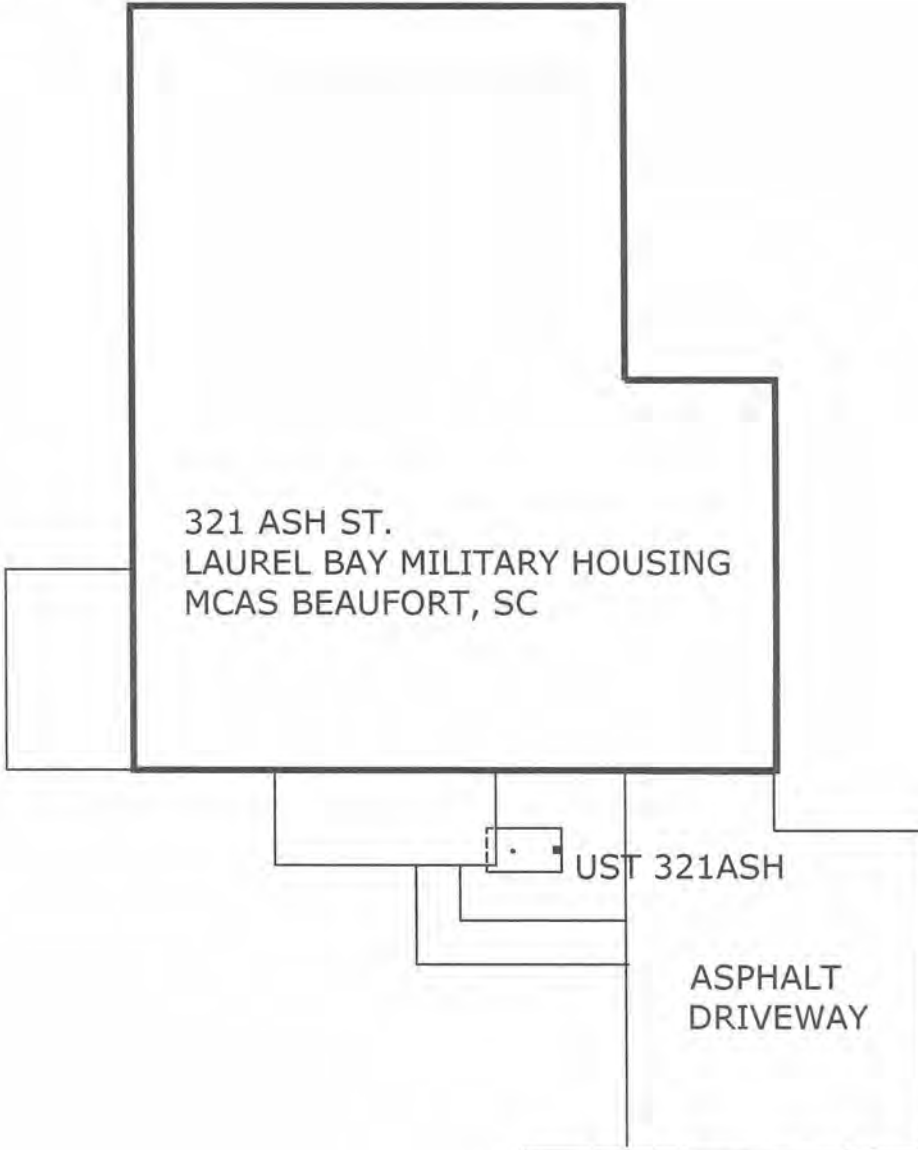
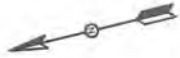
Drawn By: L. DiAsio

Dwg Date: JULY 2011

**FIGURE 1: LOCATION MAP  
321 ASH STREET  
LAUREL BAY, BEAUFORT SC**



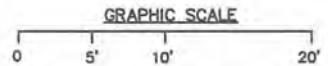
STORMWATER DRAINAGE  
CANAL ≈640'



321 ASH ST.  
LAUREL BAY MILITARY HOUSING  
MCAS BEAUFORT, SC

UST 321ASH

ASPHALT  
DRIVEWAY




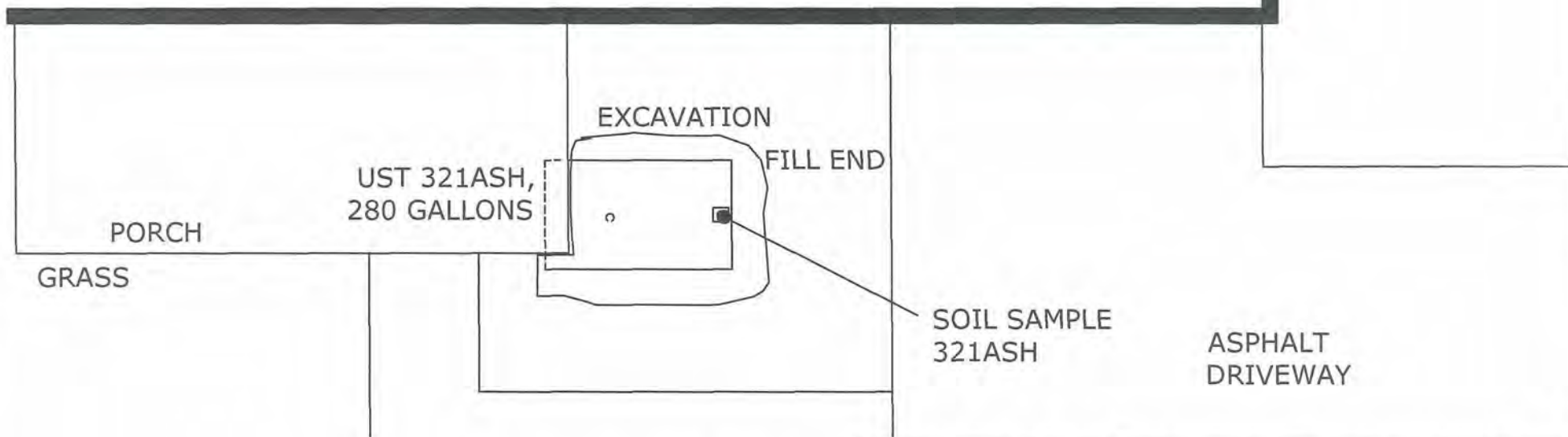
<p><b>SBG-EEG</b> 10179 HWY 78 LADSON, SC 29456 ph. (843) 879-0400</p>	<p>FIGURE 2 SITE MAP 321 ASH ST., LAUREL BAY MCAS BEAUFORT SC</p>	
	<p>SCALE: GRAPHIC</p>	<p>DWG DATE JULY 2011</p>



STORMWATER DRAINAGE  
CANAL ≈640'



321 ASH ST.  
LAUREL BAY MILITARY HOUSING  
MCAS BEAUFORT, SC



UST 321ASH WAS  
36" BELOW GRADE.

<p><b>SBG-EEG</b> 10179 HWY 78 LADSON, SC 29456 ph. (843) 879-0400</p>	<p>FIGURE 3 UST SAMPLE LOCATIONS 321 ASH ST., LAUREL BAY MCAS BEAUFORT SC</p>	
	<p>SCALE: GRAPHIC</p>	<p>DWG DATE JULY 2011</p>



Picture 1: Location of UST 321Ash.



Picture 2: UST 321Ash.

#### XIV. SUMMARY OF ANALYSIS RESULTS

Enter the soil analytical data for each soil boring for all COC in the table below and on the following page.

<b>CoC</b>	UST	321Ash						
<b>Benzene</b>		ND						
<b>Toluene</b>		ND						
<b>Ethylbenzene</b>		0.0620 mg/kg						
<b>Xylenes</b>		0.0283 mg/kg						
<b>Naphthalene</b>		4.12 mg/kg						
<b>Benzo (a) anthracene</b>		0.120 mg/kg						
<b>Benzo (b) fluoranthene</b>		0.0837 mg/kg						
<b>Benzo (k) fluoranthene</b>		0.0453 mg/kg						
<b>Chrysene</b>		0.128 mg/kg						
<b>Dibenz (a, h) anthracene</b>		ND						
<b>TPH (EPA 3550)</b>								

<b>CoC</b>								
<b>Benzene</b>								
<b>Toluene</b>								
<b>Ethylbenzene</b>								
<b>Xylenes</b>								
<b>Naphthalene</b>								
<b>Benzo (a) anthracene</b>								
<b>Benzo (b) fluoranthene</b>								
<b>Benzo (k) fluoranthene</b>								
<b>Chrysene</b>								
<b>Dibenz (a, h) anthracene</b>								
<b>TPH (EPA 3550)</b>								

**SUMMARY OF ANALYSIS RESULTS (cont'd)**

Enter the ground water analytical data for each sample for all CoC in the table below. If free product is present, indicate the measured thickness to the nearest 0.01 feet.

CoC	RBSL (µg/l)	W-1	W-2	W -3	W -4
Free Product Thickness	None				
Benzene	5				
Toluene	1,000				
Ethylbenzene	700				
Xylenes	10,000				
Total BTEX	N/A				
MTBE	40				
Naphthalene	25				
Benzo (a) anthracene	10				
Benzo (b) flouranthene	10				
Benzo (k) flouranthene	10				
Chrysene	10				
Dibenz (a, h) anthracene	10				
EDB	.05				
1,2-DCA	5				
Lead	Site specific				

## **XV. ANALYTICAL RESULTS**

**You must submit the laboratory report and chain-of-custody form for the samples. These samples must be analyzed by a South Carolina certified laboratory.**

(Attach Certified Analytical Results and Chain-of-Custody Here)  
(Please see Form #4)



# TestAmerica

THE LEADER IN ENVIRONMENTAL TESTING

## ANALYTICAL REPORT

TestAmerica Laboratories, Inc.  
TestAmerica Nashville  
2960 Foster Creighton Road  
Nashville, TN 37204  
Tel: 800-765-0980

TestAmerica Job ID: NUG0346


Client Project/Site: [none]

Client Project Description: Laurel Bay Housing Project

For:

EEG - Small Business Group, Inc. (2449)  
10179 Highway 78  
Ladson, SC 29456

Attn: Tom McElwee



Authorized for release by:  
07/19/2011 02:28:15 PM

Ken A. Hayes  
Senior Project Manager  
[ken.hayes@testamericainc.com](mailto:ken.hayes@testamericainc.com)

### LINKS

Review your project  
results through  
**Total Access**

Have a Question?



Visit us at:  
[www.testamericainc.com](http://www.testamericainc.com)

*This report has been electronically signed and authorized by the signatory. Electronic signature is intended to be the legally binding equivalent of a traditionally handwritten signature.*

# Table of Contents

Cover Page . . . . .	1
Table of Contents . . . . .	2
Sample Summary . . . . .	3
Definitions . . . . .	4
Client Sample Results . . . . .	5
QC Sample Results . . . . .	11
QC Association . . . . .	19
Chronicle . . . . .	21
Method Summary . . . . .	23
Certification Summary . . . . .	24
Chain of Custody . . . . .	25

# Sample Summary

Client: EEG - Small Business Group, Inc. (2449)  
Project/Site: [none]

TestAmerica Job ID: NUG0346

---

<b>Lab Sample ID</b>	<b>Client Sample ID</b>	<b>Matrix</b>	<b>Collected</b>	<b>Received</b>
NUG0346-01	308 Ash	Soil	06/27/11 13:15	07/02/11 08:30
NUG0346-02	318 Ash	Soil	06/28/11 12:15	07/02/11 08:30
NUG0346-03	321 Ash	Soil	06/29/11 12:45	07/02/11 08:30
NUG0346-04	747 Bluebell	Soil	06/30/11 11:15	07/02/11 08:30

## Definitions/Glossary

Client: EEG - Small Business Group, Inc. (2449)  
Project/Site: [none]

TestAmerica Job ID: NUG0346

### Qualifiers

#### GCMS Volatiles

Qualifier	Qualifier Description
J	Analyte detected at a level less than the Reporting Limit (RL) and greater than or equal to the Method Detection Limit (MDL). Concentrations within this range are estimated.
ZX	Due to sample matrix effects, the surrogate recovery was outside the acceptance limits.

#### GCMS Semivolatiles

Qualifier	Qualifier Description
J	Analyte detected at a level less than the Reporting Limit (RL) and greater than or equal to the Method Detection Limit (MDL). Concentrations within this range are estimated.

### Glossary

Abbreviation	These commonly used abbreviations may or may not be present in this report.
☐	Listed under the "D" column to designate that the result is reported on a dry weight basis.
EPA	United States Environmental Protection Agency
ND	Not Detected above the reporting level.
MDL	Method Detection Limit
RL	Reporting Limit
RE, RE1 (etc.)	Indicates a Re-extraction or Reanalysis of the sample.
%R	Percent Recovery
RPD	Relative Percent Difference, a measure of the relative difference between two points.

# Client Sample Results

Client: EEG - Small Business Group, Inc. (2449)  
Project/Site: [none]

TestAmerica Job ID: NUG0346

**Client Sample ID: 308 Ash**

**Lab Sample ID: NUG0346-01**

Date Collected: 06/27/11 13:15

Matrix: Soil

Date Received: 07/02/11 08:30

Percent Solids: 77.8

**Method: SW846 8260B - Volatile Organic Compounds by EPA Method 8260B**

Analyte	Result	Qualifier	RL	MDL	Unit	D	Prepared	Analyzed	Dil Fac
Benzene	ND		0.00238	0.00131	mg/kg dry	☼	06/27/11 13:15	07/06/11 18:21	1.00
Ethylbenzene	ND		0.00238	0.00117	mg/kg dry	☼	06/27/11 13:15	07/06/11 18:21	1.00
<b>Naphthalene</b>	<b>0.0104</b>		0.00595	0.00202	mg/kg dry	☼	06/27/11 13:15	07/06/11 18:21	1.00
Toluene	ND		0.00238	0.00106	mg/kg dry	☼	06/27/11 13:15	07/06/11 18:21	1.00
Xylenes, total	ND		0.00595	0.00226	mg/kg dry	☼	06/27/11 13:15	07/06/11 18:21	1.00

Surrogate	% Recovery	Qualifier	Limits	Prepared	Analyzed	Dil Fac
1,2-Dichloroethane-d4	92		67 - 138	06/27/11 13:15	07/06/11 18:21	1.00
Dibromofluoromethane	99		75 - 125	06/27/11 13:15	07/06/11 18:21	1.00
Toluene-d8	96		76 - 129	06/27/11 13:15	07/06/11 18:21	1.00
4-Bromofluorobenzene	100		67 - 147	06/27/11 13:15	07/06/11 18:21	1.00

**Method: SW846 8270D - Polyaromatic Hydrocarbons by EPA 8270D**

Analyte	Result	Qualifier	RL	MDL	Unit	D	Prepared	Analyzed	Dil Fac
Acenaphthene	ND		0.0843	0.0176	mg/kg dry	☼	07/05/11 13:00	07/06/11 06:31	1.00
Acenaphthylene	ND		0.0843	0.0252	mg/kg dry	☼	07/05/11 13:00	07/06/11 06:31	1.00
Anthracene	ND		0.0843	0.0113	mg/kg dry	☼	07/05/11 13:00	07/06/11 06:31	1.00
Benzo (a) anthracene	ND		0.0843	0.0138	mg/kg dry	☼	07/05/11 13:00	07/06/11 06:31	1.00
Benzo (a) pyrene	ND		0.0843	0.0101	mg/kg dry	☼	07/05/11 13:00	07/06/11 06:31	1.00
Benzo (b) fluoranthene	ND		0.0843	0.0478	mg/kg dry	☼	07/05/11 13:00	07/06/11 06:31	1.00
Benzo (g,h,i) perylene	ND		0.0843	0.0113	mg/kg dry	☼	07/05/11 13:00	07/06/11 06:31	1.00
Benzo (k) fluoranthene	ND		0.0843	0.0466	mg/kg dry	☼	07/05/11 13:00	07/06/11 06:31	1.00
Chrysene	ND		0.0843	0.0390	mg/kg dry	☼	07/05/11 13:00	07/06/11 06:31	1.00
Dibenz (a,h) anthracene	ND		0.0843	0.0189	mg/kg dry	☼	07/05/11 13:00	07/06/11 06:31	1.00
Fluoranthene	ND		0.0843	0.0138	mg/kg dry	☼	07/05/11 13:00	07/06/11 06:31	1.00
Fluorene	ND		0.0843	0.0252	mg/kg dry	☼	07/05/11 13:00	07/06/11 06:31	1.00
Indeno (1,2,3-cd) pyrene	ND		0.0843	0.0390	mg/kg dry	☼	07/05/11 13:00	07/06/11 06:31	1.00
Naphthalene	ND		0.0843	0.0176	mg/kg dry	☼	07/05/11 13:00	07/06/11 06:31	1.00
Phenanthrene	ND		0.0843	0.0126	mg/kg dry	☼	07/05/11 13:00	07/06/11 06:31	1.00
Pyrene	ND		0.0843	0.0289	mg/kg dry	☼	07/05/11 13:00	07/06/11 06:31	1.00
1-Methylnaphthalene	ND		0.0843	0.0151	mg/kg dry	☼	07/05/11 13:00	07/06/11 06:31	1.00
2-Methylnaphthalene	ND		0.0843	0.0264	mg/kg dry	☼	07/05/11 13:00	07/06/11 06:31	1.00

Surrogate	% Recovery	Qualifier	Limits	Prepared	Analyzed	Dil Fac
Terphenyl-d14	76		18 - 120	07/05/11 13:00	07/06/11 06:31	1.00
2-Fluorobiphenyl	56		14 - 120	07/05/11 13:00	07/06/11 06:31	1.00
Nitrobenzene-d5	53		17 - 120	07/05/11 13:00	07/06/11 06:31	1.00

**Method: SW-846 - General Chemistry Parameters**

Analyte	Result	Qualifier	RL	MDL	Unit	D	Prepared	Analyzed	Dil Fac
% Dry Solids	77.8		0.500	0.500	%		07/13/11 15:38	07/14/11 12:26	1.00

# Client Sample Results

Client: EEG - Small Business Group, Inc. (2449)  
 Project/Site: [none]

TestAmerica Job ID: NUG0346

**Client Sample ID: 318 Ash**

**Lab Sample ID: NUG0346-02**

Date Collected: 06/28/11 12:15

Matrix: Soil

Date Received: 07/02/11 08:30

Percent Solids: 83.9

**Method: SW846 8260B - Volatile Organic Compounds by EPA Method 8260B**

Analyte	Result	Qualifier	RL	MDL	Unit	D	Prepared	Analyzed	Dil Fac
Benzene	ND		0.00203	0.00112	mg/kg dry	☼	06/28/11 12:15	07/06/11 18:53	1.00
Ethylbenzene	0.0132		0.00203	0.000994	mg/kg dry	☼	06/28/11 12:15	07/06/11 18:53	1.00
Naphthalene	0.0140		0.00507	0.00172	mg/kg dry	☼	06/28/11 12:15	07/06/11 18:53	1.00
Toluene	0.00122	J	0.00203	0.000902	mg/kg dry	☼	06/28/11 12:15	07/06/11 18:53	1.00
Xylenes, total	0.0120		0.00507	0.00193	mg/kg dry	☼	06/28/11 12:15	07/06/11 18:53	1.00
<b>Surrogate</b>	<b>% Recovery</b>	<b>Qualifier</b>	<b>Limits</b>				<b>Prepared</b>	<b>Analyzed</b>	<b>Dil Fac</b>
1,2-Dichloroethane-d4	84		67 - 138				06/28/11 12:15	07/06/11 18:53	1.00
Dibromofluoromethane	92		75 - 125				06/28/11 12:15	07/06/11 18:53	1.00
Toluene-d8	112		76 - 129				06/28/11 12:15	07/06/11 18:53	1.00
4-Bromofluorobenzene	328	ZX	67 - 147				06/28/11 12:15	07/06/11 18:53	1.00

**Method: SW846 8270D - Polyaromatic Hydrocarbons by EPA 8270D**

Analyte	Result	Qualifier	RL	MDL	Unit	D	Prepared	Analyzed	Dil Fac
Acenaphthene	ND		0.0794	0.0166	mg/kg dry	☼	07/05/11 13:00	07/06/11 06:51	1.00
Acenaphthylene	ND		0.0794	0.0237	mg/kg dry	☼	07/05/11 13:00	07/06/11 06:51	1.00
Anthracene	0.421		0.0794	0.0107	mg/kg dry	☼	07/05/11 13:00	07/06/11 06:51	1.00
Benzo (a) anthracene	0.0581	J	0.0794	0.0130	mg/kg dry	☼	07/05/11 13:00	07/06/11 06:51	1.00
Benzo (a) pyrene	ND		0.0794	0.00948	mg/kg dry	☼	07/05/11 13:00	07/06/11 06:51	1.00
Benzo (b) fluoranthene	ND		0.0794	0.0450	mg/kg dry	☼	07/05/11 13:00	07/06/11 06:51	1.00
Benzo (g,h,i) perylene	ND		0.0794	0.0107	mg/kg dry	☼	07/05/11 13:00	07/06/11 06:51	1.00
Benzo (k) fluoranthene	ND		0.0794	0.0439	mg/kg dry	☼	07/05/11 13:00	07/06/11 06:51	1.00
Chrysene	0.0834		0.0794	0.0367	mg/kg dry	☼	07/05/11 13:00	07/06/11 06:51	1.00
Dibenz (a,h) anthracene	ND		0.0794	0.0178	mg/kg dry	☼	07/05/11 13:00	07/06/11 06:51	1.00
Fluoranthene	0.181		0.0794	0.0130	mg/kg dry	☼	07/05/11 13:00	07/06/11 06:51	1.00
Fluorene	1.41		0.0794	0.0237	mg/kg dry	☼	07/05/11 13:00	07/06/11 06:51	1.00
Indeno (1,2,3-cd) pyrene	ND		0.0794	0.0367	mg/kg dry	☼	07/05/11 13:00	07/06/11 06:51	1.00
Naphthalene	0.157		0.0794	0.0166	mg/kg dry	☼	07/05/11 13:00	07/06/11 06:51	1.00
Phenanthrene	3.46		0.0794	0.0119	mg/kg dry	☼	07/05/11 13:00	07/06/11 06:51	1.00
Pyrene	0.449		0.0794	0.0273	mg/kg dry	☼	07/05/11 13:00	07/06/11 06:51	1.00
1-Methylnaphthalene	0.707		0.0794	0.0142	mg/kg dry	☼	07/05/11 13:00	07/06/11 06:51	1.00
2-Methylnaphthalene	0.810		0.0794	0.0249	mg/kg dry	☼	07/05/11 13:00	07/06/11 06:51	1.00
<b>Surrogate</b>	<b>% Recovery</b>	<b>Qualifier</b>	<b>Limits</b>				<b>Prepared</b>	<b>Analyzed</b>	<b>Dil Fac</b>
Terphenyl-d14	87		18 - 120				07/05/11 13:00	07/06/11 06:51	1.00
2-Fluorobiphenyl	57		14 - 120				07/05/11 13:00	07/06/11 06:51	1.00
Nitrobenzene-d5	54		17 - 120				07/05/11 13:00	07/06/11 06:51	1.00

**Method: SW-846 - General Chemistry Parameters**

Analyte	Result	Qualifier	RL	MDL	Unit	D	Prepared	Analyzed	Dil Fac
% Dry Solids	83.9		0.500	0.500	%		07/13/11 15:38	07/14/11 12:26	1.00

# Client Sample Results

Client: EEG - Small Business Group, Inc. (2449)  
 Project/Site: [none]

TestAmerica Job ID: NUG0346

**Client Sample ID: 321 Ash**

**Lab Sample ID: NUG0346-03**

Date Collected: 06/29/11 12:45

Matrix: Soil

Date Received: 07/02/11 08:30

Percent Solids: 79.8

**Method: SW846 8260B - Volatile Organic Compounds by EPA Method 8260B**

Analyte	Result	Qualifier	RL	MDL	Unit	D	Prepared	Analyzed	Dil Fac
Benzene	ND		0.00243	0.00134	mg/kg dry	☼	06/29/11 12:45	07/06/11 19:25	1.00
Ethylbenzene	0.0620		0.00243	0.00119	mg/kg dry	☼	06/29/11 12:45	07/06/11 19:25	1.00
Toluene	ND		0.00243	0.00108	mg/kg dry	☼	06/29/11 12:45	07/06/11 19:25	1.00
Xylenes, total	0.0283		0.00608	0.00231	mg/kg dry	☼	06/29/11 12:45	07/06/11 19:25	1.00
Surrogate	% Recovery	Qualifier	Limits				Prepared	Analyzed	Dil Fac
1,2-Dichloroethane-d4	75		67 - 138				06/29/11 12:45	07/06/11 19:25	1.00
Dibromofluoromethane	78		75 - 125				06/29/11 12:45	07/06/11 19:25	1.00
Toluene-d8	130	ZX	76 - 129				06/29/11 12:45	07/06/11 19:25	1.00
4-Bromofluorobenzene	574	ZX	67 - 147				06/29/11 12:45	07/06/11 19:25	1.00

**Method: SW846 8260B - Volatile Organic Compounds by EPA Method 8260B - RE1**

Analyte	Result	Qualifier	RL	MDL	Unit	D	Prepared	Analyzed	Dil Fac
Naphthalene	4.12		0.317	0.108	mg/kg dry	☼	06/29/11 12:45	07/12/11 15:42	50.0
Surrogate	% Recovery	Qualifier	Limits				Prepared	Analyzed	Dil Fac
1,2-Dichloroethane-d4	119		67 - 138				06/29/11 12:45	07/12/11 15:42	50.0
Dibromofluoromethane	95		75 - 125				06/29/11 12:45	07/12/11 15:42	50.0
Toluene-d8	99		76 - 129				06/29/11 12:45	07/12/11 15:42	50.0
4-Bromofluorobenzene	106		67 - 147				06/29/11 12:45	07/12/11 15:42	50.0

**Method: SW846 8270D - Polyaromatic Hydrocarbons by EPA 8270D**

Analyte	Result	Qualifier	RL	MDL	Unit	D	Prepared	Analyzed	Dil Fac
Acenaphthene	0.406		0.0820	0.0171	mg/kg dry	☼	07/05/11 13:00	07/06/11 07:11	1.00
Acenaphthylene	ND		0.0820	0.0245	mg/kg dry	☼	07/05/11 13:00	07/06/11 07:11	1.00
Anthracene	0.213		0.0820	0.0110	mg/kg dry	☼	07/05/11 13:00	07/06/11 07:11	1.00
Benzo (a) anthracene	0.120		0.0820	0.0135	mg/kg dry	☼	07/05/11 13:00	07/06/11 07:11	1.00
Benzo (a) pyrene	0.0579	J	0.0820	0.00979	mg/kg dry	☼	07/05/11 13:00	07/06/11 07:11	1.00
Benzo (b) fluoranthene	0.0837		0.0820	0.0465	mg/kg dry	☼	07/05/11 13:00	07/06/11 07:11	1.00
Benzo (g,h,i) perylene	ND		0.0820	0.0110	mg/kg dry	☼	07/05/11 13:00	07/06/11 07:11	1.00
Benzo (k) fluoranthene	0.0453	J	0.0820	0.0453	mg/kg dry	☼	07/05/11 13:00	07/06/11 07:11	1.00
Chrysene	0.128		0.0820	0.0380	mg/kg dry	☼	07/05/11 13:00	07/06/11 07:11	1.00
Dibenz (a,h) anthracene	ND		0.0820	0.0184	mg/kg dry	☼	07/05/11 13:00	07/06/11 07:11	1.00
Fluoranthene	0.311		0.0820	0.0135	mg/kg dry	☼	07/05/11 13:00	07/06/11 07:11	1.00
Fluorene	1.33		0.0820	0.0245	mg/kg dry	☼	07/05/11 13:00	07/06/11 07:11	1.00
Indeno (1,2,3-cd) pyrene	ND		0.0820	0.0380	mg/kg dry	☼	07/05/11 13:00	07/06/11 07:11	1.00
Naphthalene	0.670		0.0820	0.0171	mg/kg dry	☼	07/05/11 13:00	07/06/11 07:11	1.00
Phenanthrene	3.17		0.0820	0.0122	mg/kg dry	☼	07/05/11 13:00	07/06/11 07:11	1.00
Pyrene	0.468		0.0820	0.0282	mg/kg dry	☼	07/05/11 13:00	07/06/11 07:11	1.00
Surrogate	% Recovery	Qualifier	Limits				Prepared	Analyzed	Dil Fac
Terphenyl-d14	93		18 - 120				07/05/11 13:00	07/06/11 07:11	1.00
2-Fluorobiphenyl	55		14 - 120				07/05/11 13:00	07/06/11 07:11	1.00
Nitrobenzene-d5	60		17 - 120				07/05/11 13:00	07/06/11 07:11	1.00

**Method: SW846 8270D - Polyaromatic Hydrocarbons by EPA 8270D - RE1**

Analyte	Result	Qualifier	RL	MDL	Unit	D	Prepared	Analyzed	Dil Fac
1-Methylnaphthalene	4.21		0.410	0.0735	mg/kg dry	☼	07/05/11 13:00	07/06/11 10:53	5.00
2-Methylnaphthalene	8.14		0.410	0.129	mg/kg dry	☼	07/05/11 13:00	07/06/11 10:53	5.00

# Client Sample Results

Client: EEG - Small Business Group, Inc. (2449)  
Project/Site: [none]

TestAmerica Job ID: NUG0346

**Client Sample ID: 321 Ash**

Date Collected: 06/29/11 12:45

Date Received: 07/02/11 08:30

**Lab Sample ID: NUG0346-03**

Matrix: Soil

Percent Solids: 79.8

**Method: SW-846 - General Chemistry Parameters**

Analyte	Result	Qualifier	RL	MDL	Unit	D	Prepared	Analyzed	Dil Fac
% Dry Solids	79.8		0.500	0.500	%		07/13/11 15:38	07/14/11 12:26	1.00



# Client Sample Results

Client: EEG - Small Business Group, Inc. (2449)  
Project/Site: [none]

TestAmerica Job ID: NUG0346

**Client Sample ID: 747 Bluebell**

**Lab Sample ID: NUG0346-04**

Date Collected: 06/30/11 11:15

Matrix: Soil

Date Received: 07/02/11 08:30

Percent Solids: 75.3

**Method: SW846 8260B - Volatile Organic Compounds by EPA Method 8260B**

Analyte	Result	Qualifier	RL	MDL	Unit	D	Prepared	Analyzed	Dil Fac
Benzene	ND		0.00218	0.00120	mg/kg dry	☉	06/30/11 11:15	07/06/11 19:57	1.00
Toluene	0.00178	J	0.00218	0.000972	mg/kg dry	☉	06/30/11 11:15	07/06/11 19:57	1.00
Xylenes, total	0.137		0.00546	0.00208	mg/kg dry	☉	06/30/11 11:15	07/06/11 19:57	1.00
Surrogate	% Recovery	Qualifier	Limits				Prepared	Analyzed	Dil Fac
1,2-Dichloroethane-d4	80		67 - 138				06/30/11 11:15	07/06/11 19:57	1.00
Dibromofluoromethane	85		75 - 125				06/30/11 11:15	07/06/11 19:57	1.00
Toluene-d8	150	ZX	76 - 129				06/30/11 11:15	07/06/11 19:57	1.00
4-Bromofluorobenzene	260	ZX	67 - 147				06/30/11 11:15	07/06/11 19:57	1.00

**Method: SW846 8260B - Volatile Organic Compounds by EPA Method 8260B - RE1**

Analyte	Result	Qualifier	RL	MDL	Unit	D	Prepared	Analyzed	Dil Fac
Ethylbenzene	0.409		0.113	0.0552	mg/kg dry	☉	06/30/11 11:15	07/12/11 15:14	50.0
Surrogate	% Recovery	Qualifier	Limits				Prepared	Analyzed	Dil Fac
1,2-Dichloroethane-d4	122		67 - 138				06/30/11 11:15	07/12/11 15:14	50.0
Dibromofluoromethane	95		75 - 125				06/30/11 11:15	07/12/11 15:14	50.0
Toluene-d8	98		76 - 129				06/30/11 11:15	07/12/11 15:14	50.0
4-Bromofluorobenzene	109		67 - 147				06/30/11 11:15	07/12/11 15:14	50.0

**Method: SW846 8260B - Volatile Organic Compounds by EPA Method 8260B - RE2**

Analyte	Result	Qualifier	RL	MDL	Unit	D	Prepared	Analyzed	Dil Fac
Naphthalene	11.7		0.563	0.191	mg/kg dry	☉	06/30/11 11:15	07/14/11 01:25	100
Surrogate	% Recovery	Qualifier	Limits				Prepared	Analyzed	Dil Fac
1,2-Dichloroethane-d4	106		67 - 138				06/30/11 11:15	07/14/11 01:25	100
Dibromofluoromethane	94		75 - 125				06/30/11 11:15	07/14/11 01:25	100
Toluene-d8	67	ZX	76 - 129				06/30/11 11:15	07/14/11 01:25	100
4-Bromofluorobenzene	107		67 - 147				06/30/11 11:15	07/14/11 01:25	100

**Method: SW846 8270D - Polyaromatic Hydrocarbons by EPA 8270D - RE1**

Analyte	Result	Qualifier	RL	MDL	Unit	D	Prepared	Analyzed	Dil Fac
Acenaphthene	1.93		0.869	0.182	mg/kg dry	☉	07/05/11 13:00	07/06/11 11:13	10.0
Acenaphthylene	1.07		0.869	0.259	mg/kg dry	☉	07/05/11 13:00	07/06/11 11:13	10.0
Anthracene	0.847	J	0.869	0.117	mg/kg dry	☉	07/05/11 13:00	07/06/11 11:13	10.0
Benzo (a) anthracene	ND		0.869	0.143	mg/kg dry	☉	07/05/11 13:00	07/06/11 11:13	10.0
Benzo (a) pyrene	ND		0.869	0.104	mg/kg dry	☉	07/05/11 13:00	07/06/11 11:13	10.0
Benzo (b) fluoranthene	ND		0.869	0.493	mg/kg dry	☉	07/05/11 13:00	07/06/11 11:13	10.0
Benzo (g,h,i) perylene	ND		0.869	0.117	mg/kg dry	☉	07/05/11 13:00	07/06/11 11:13	10.0
Benzo (k) fluoranthene	ND		0.869	0.480	mg/kg dry	☉	07/05/11 13:00	07/06/11 11:13	10.0
Chrysene	ND		0.869	0.402	mg/kg dry	☉	07/05/11 13:00	07/06/11 11:13	10.0
Dibenz (a,h) anthracene	ND		0.869	0.195	mg/kg dry	☉	07/05/11 13:00	07/06/11 11:13	10.0
Fluoranthene	ND		0.869	0.143	mg/kg dry	☉	07/05/11 13:00	07/06/11 11:13	10.0
Fluorene	6.52		0.869	0.259	mg/kg dry	☉	07/05/11 13:00	07/06/11 11:13	10.0
Indeno (1,2,3-cd) pyrene	ND		0.869	0.402	mg/kg dry	☉	07/05/11 13:00	07/06/11 11:13	10.0
Naphthalene	8.48		0.869	0.182	mg/kg dry	☉	07/05/11 13:00	07/06/11 11:13	10.0
Phenanthrene	10.8		0.869	0.130	mg/kg dry	☉	07/05/11 13:00	07/06/11 11:13	10.0
Pyrene	0.636	J	0.869	0.298	mg/kg dry	☉	07/05/11 13:00	07/06/11 11:13	10.0
1-Methylnaphthalene	27.1		0.869	0.156	mg/kg dry	☉	07/05/11 13:00	07/06/11 11:13	10.0

# Client Sample Results

Client: EEG - Small Business Group, Inc. (2449)  
 Project/Site: [none]

TestAmerica Job ID: NUG0346

**Client Sample ID: 747 Bluebell**

**Lab Sample ID: NUG0346-04**

Date Collected: 06/30/11 11:15

Matrix: Soil

Date Received: 07/02/11 08:30

Percent Solids: 75.3

Surrogate	% Recovery	Qualifier	Limits	Prepared	Analyzed	Dil Fac
Terphenyl-d14	88		18 - 120	07/05/11 13:00	07/06/11 11:13	10.0
2-Fluorobiphenyl	63		14 - 120	07/05/11 13:00	07/06/11 11:13	10.0
Nitrobenzene-d5	100		17 - 120	07/05/11 13:00	07/06/11 11:13	10.0

**Method: SW846 8270D - Polyaromatic Hydrocarbons by EPA 8270D - RE2**

Analyte	Result	Qualifier	RL	MDL	Unit	D	Prepared	Analyzed	Dil Fac
2-Methylnaphthalene	48.5		1.74	0.545	mg/kg dry	☼	07/05/11 13:00	07/06/11 12:01	20.0

**Method: SW-846 - General Chemistry Parameters**

Analyte	Result	Qualifier	RL	MDL	Unit	D	Prepared	Analyzed	Dil Fac
% Dry Solids	75.3		0.500	0.500	%		07/13/11 15:38	07/14/11 12:26	1.00

# QC Sample Results

Client: EEG - Small Business Group, Inc. (2449)  
 Project/Site: [none]

TestAmerica Job ID: NUG0346

## Method: SW846 8260B - Volatile Organic Compounds by EPA Method 8260B

**Lab Sample ID: 11G0464-BLK1**

**Matrix: Soil**

**Analysis Batch: U012052**

**Client Sample ID: Method Blank**

**Prep Type: Total**

**Prep Batch: 11G0464\_P**

Analyte	Blank		RL	MDL	Unit	D	Prepared	Analyzed	Dil Fac
	Result	Qualifier							
Benzene	ND		0.00200	0.00110	mg/kg wet		07/06/11 11:37	07/06/11 14:36	1.00
Ethylbenzene	ND		0.00200	0.000980	mg/kg wet		07/06/11 11:37	07/06/11 14:36	1.00
Naphthalene	ND		0.00500	0.00170	mg/kg wet		07/06/11 11:37	07/06/11 14:36	1.00
Toluene	ND		0.00200	0.000890	mg/kg wet		07/06/11 11:37	07/06/11 14:36	1.00
Xylenes, total	ND		0.00500	0.00190	mg/kg wet		07/06/11 11:37	07/06/11 14:36	1.00

Surrogate	Blank		Limits	Prepared	Analyzed	Dil Fac
	% Recovery	Qualifier				
1,2-Dichloroethane-d4	93		67 - 138	07/06/11 11:37	07/06/11 14:36	1.00
Dibromofluoromethane	102		75 - 125	07/06/11 11:37	07/06/11 14:36	1.00
Toluene-d8	93		76 - 129	07/06/11 11:37	07/06/11 14:36	1.00
4-Bromofluorobenzene	98		67 - 147	07/06/11 11:37	07/06/11 14:36	1.00

**Lab Sample ID: 11G0464-BS1**

**Matrix: Soil**

**Analysis Batch: U012052**

**Client Sample ID: Lab Control Sample**

**Prep Type: Total**

**Prep Batch: 11G0464\_P**

Analyte	Spike Added	LCS Result	LCS Qualifier	Unit	D	% Rec	Limits
Benzene	50.0	53.6		ug/kg		107	78 - 126
Ethylbenzene	50.0	57.4		ug/kg		115	79 - 130
Naphthalene	50.0	43.6		ug/kg		87	72 - 150
Toluene	50.0	56.2		ug/kg		112	76 - 126
Xylenes, total	150	177		ug/kg		118	80 - 130

Surrogate	LCS		Limits
	% Recovery	Qualifier	
1,2-Dichloroethane-d4	86		67 - 138
Dibromofluoromethane	98		75 - 125
Toluene-d8	94		76 - 129
4-Bromofluorobenzene	88		67 - 147

**Lab Sample ID: 11G0464-BSD1**

**Matrix: Soil**

**Analysis Batch: U012052**

**Client Sample ID: Lab Control Sample Dup**

**Prep Type: Total**

**Prep Batch: 11G0464\_P**

Analyte	Spike Added	LCS Dup Result	LCS Dup Qualifier	Unit	D	% Rec	Limits	RPD	Limit
Benzene	50.0	52.0		ug/kg		104	78 - 126	3	50
Ethylbenzene	50.0	57.2		ug/kg		114	79 - 130	0.5	50
Naphthalene	50.0	43.2		ug/kg		86	72 - 150	1	50
Toluene	50.0	56.1		ug/kg		112	76 - 126	0.2	50
Xylenes, total	150	176		ug/kg		117	80 - 130	1	50

Surrogate	LCS Dup		Limits
	% Recovery	Qualifier	
1,2-Dichloroethane-d4	82		67 - 138
Dibromofluoromethane	93		75 - 125
Toluene-d8	95		76 - 129
4-Bromofluorobenzene	90		67 - 147

# QC Sample Results

Client: EEG - Small Business Group, Inc. (2449)  
 Project/Site: [none]

TestAmerica Job ID: NUG0346

## Method: SW846 8260B - Volatile Organic Compounds by EPA Method 8260B (Continued)

**Lab Sample ID: 11G0464-MS1**

**Matrix: Soil**

**Analysis Batch: U012052**

**Client Sample ID: Matrix Spike**

**Prep Type: Total**

**Prep Batch: 11G0464\_P**

Analyte	Sample	Sample	Spike	Matrix Spike	Matrix Spike	Unit	D	% Rec	% Rec.
	Result	Qualifier	Added	Result	Qualifier				
Benzene	ND		0.0595	0.0539		mg/kg dry	☒	91	42 - 141
Ethylbenzene	ND		0.0595	0.0519		mg/kg dry	☐	87	21 - 165
Naphthalene	ND		0.0595	0.0126		mg/kg dry	☐	21	10 - 160
Toluene	ND		0.0595	0.0546		mg/kg dry	☐	92	45 - 145
Xylenes, total	ND		0.178	0.147		mg/kg dry	☒	82	31 - 159

Surrogate	Matrix Spike	Matrix Spike	Limits
	% Recovery	Qualifier	
1,2-Dichloroethane-d4	84		67 - 138
Dibromofluoromethane	92		75 - 125
Toluene-d8	99		76 - 129
4-Bromofluorobenzene	98		67 - 147

**Lab Sample ID: 11G0464-MSD1**

**Matrix: Soil**

**Analysis Batch: U012052**

**Client Sample ID: Matrix Spike Duplicate**

**Prep Type: Total**

**Prep Batch: 11G0464\_P**

Analyte	Sample	Sample	Spike	Matrix Spike Dup	Matrix Spike Dup	Unit	D	% Rec	% Rec.	RPD	Limit
	Result	Qualifier	Added	Result	Qualifier						
Benzene	ND		0.0595	0.0693		mg/kg dry	☒	116	42 - 141	25	50
Ethylbenzene	ND		0.0595	0.0654		mg/kg dry	☒	110	21 - 165	23	50
Naphthalene	ND		0.0595	0.0156		mg/kg dry	☐	26	10 - 160	21	50
Toluene	ND		0.0595	0.0685		mg/kg dry	☒	115	45 - 145	23	50
Xylenes, total	ND		0.178	0.187		mg/kg dry	☒	105	31 - 159	24	50

Surrogate	Matrix Spike Dup	Matrix Spike Dup	Limits
	% Recovery	Qualifier	
1,2-Dichloroethane-d4	95		67 - 138
Dibromofluoromethane	108		75 - 125
Toluene-d8	107		76 - 129
4-Bromofluorobenzene	98		67 - 147

**Lab Sample ID: 11G1211-BLK1**

**Matrix: Soil**

**Analysis Batch: U012543**

**Client Sample ID: Method Blank**

**Prep Type: Total**

**Prep Batch: 11G1211\_P**

Analyte	Blank	Blank	RL	MDL	Unit	D	Prepared	Analyzed	Dil Fac
	Result	Qualifier							
Benzene	ND		0.00200	0.00110	mg/kg wet		07/07/11 12:07	07/12/11 14:17	1.00
Ethylbenzene	ND		0.00200	0.000980	mg/kg wet		07/07/11 12:07	07/12/11 14:17	1.00
Naphthalene	ND		0.00500	0.00170	mg/kg wet		07/07/11 12:07	07/12/11 14:17	1.00
Toluene	ND		0.00200	0.000890	mg/kg wet		07/07/11 12:07	07/12/11 14:17	1.00
Xylenes, total	ND		0.00500	0.00190	mg/kg wet		07/07/11 12:07	07/12/11 14:17	1.00

Surrogate	Blank	Blank	Limits	Prepared	Analyzed	Dil Fac
	% Recovery	Qualifier				
1,2-Dichloroethane-d4	122		67 - 138	07/07/11 12:07	07/12/11 14:17	1.00
Dibromofluoromethane	104		75 - 125	07/07/11 12:07	07/12/11 14:17	1.00
Toluene-d8	100		76 - 129	07/07/11 12:07	07/12/11 14:17	1.00
4-Bromofluorobenzene	103		67 - 147	07/07/11 12:07	07/12/11 14:17	1.00

# QC Sample Results

Client: EEG - Small Business Group, Inc. (2449)  
 Project/Site: [none]

TestAmerica Job ID: NUG0346

## Method: SW846 8260B - Volatile Organic Compounds by EPA Method 8260B (Continued)

**Lab Sample ID: 11G1211-BLK2**

**Matrix: Soil**

**Analysis Batch: U012543**

**Client Sample ID: Method Blank**

**Prep Type: Total**

**Prep Batch: 11G1211\_P**

Analyte	Blank	Blank	RL	MDL	Unit	D	Prepared	Analyzed	Dil Fac
	Result	Qualifier							
Benzene	ND		0.100	0.0550	mg/kg wet		07/07/11 12:07	07/12/11 14:45	50.0
Ethylbenzene	ND		0.100	0.0490	mg/kg wet		07/07/11 12:07	07/12/11 14:45	50.0
Naphthalene	ND		0.250	0.0850	mg/kg wet		07/07/11 12:07	07/12/11 14:45	50.0
Toluene	ND		0.100	0.0445	mg/kg wet		07/07/11 12:07	07/12/11 14:45	50.0
Xylenes, total	ND		0.250	0.0950	mg/kg wet		07/07/11 12:07	07/12/11 14:45	50.0

Surrogate	Blank	Blank	Limits	Prepared	Analyzed	Dil Fac
	% Recovery	Qualifier				
1,2-Dichloroethane-d4	122		67 - 138	07/07/11 12:07	07/12/11 14:45	50.0
Dibromofluoromethane	94		75 - 125	07/07/11 12:07	07/12/11 14:45	50.0
Toluene-d8	98		76 - 129	07/07/11 12:07	07/12/11 14:45	50.0
4-Bromofluorobenzene	103		67 - 147	07/07/11 12:07	07/12/11 14:45	50.0

**Lab Sample ID: 11G1211-BS1**

**Matrix: Soil**

**Analysis Batch: U012543**

**Client Sample ID: Lab Control Sample**

**Prep Type: Total**

**Prep Batch: 11G1211\_P**

Analyte	Spike Added	LCS	LCS	Unit	D	% Rec	% Rec. Limits
		Result	Qualifier				
Benzene	50.0	49.4		ug/kg		99	78 - 126
Ethylbenzene	50.0	52.0		ug/kg		104	79 - 130
Naphthalene	50.0	56.5		ug/kg		113	72 - 150
Toluene	50.0	51.9		ug/kg		104	76 - 126
Xylenes, total	150	151		ug/kg		101	80 - 130

Surrogate	LCS	LCS	Limits
	% Recovery	Qualifier	
1,2-Dichloroethane-d4	119		67 - 138
Dibromofluoromethane	105		75 - 125
Toluene-d8	98		76 - 129
4-Bromofluorobenzene	102		67 - 147

**Lab Sample ID: 11G1211-BSD1**

**Matrix: Soil**

**Analysis Batch: U012543**

**Client Sample ID: Lab Control Sample Dup**

**Prep Type: Total**

**Prep Batch: 11G1211\_P**

Analyte	Spike Added	LCS Dup	LCS Dup	Unit	D	% Rec	% Rec. Limits	RPD	RPD Limit
		Result	Qualifier						
Benzene	50.0	48.1		ug/kg		96	78 - 126	3	50
Ethylbenzene	50.0	50.2		ug/kg		100	79 - 130	4	50
Naphthalene	50.0	55.5		ug/kg		111	72 - 150	2	50
Toluene	50.0	50.4		ug/kg		101	76 - 126	3	50
Xylenes, total	150	146		ug/kg		97	80 - 130	4	50

Surrogate	LCS Dup	LCS Dup	Limits
	% Recovery	Qualifier	
1,2-Dichloroethane-d4	119		67 - 138
Dibromofluoromethane	105		75 - 125
Toluene-d8	99		76 - 129
4-Bromofluorobenzene	101		67 - 147

## QC Sample Results

Client: EEG - Small Business Group, Inc. (2449)  
 Project/Site: [none]

TestAmerica Job ID: NUG0346

### Method: SW846 8260B - Volatile Organic Compounds by EPA Method 8260B (Continued)

**Lab Sample ID: 11G1211-MS1**

**Matrix: Soil**

**Analysis Batch: U012543**

**Client Sample ID: 321 Ash**

**Prep Type: Total**

**Prep Batch: 11G1211\_P**

Analyte	Sample	Sample	Spike	Matrix Spike	Matrix Spike	Unit	D	% Rec	% Rec.	Limits
	Result	Qualifier	Added	Result	Qualifier					
Benzene	ND		3.17	2.62		mg/kg dry	☼	83		42 - 141
Ethylbenzene	0.0710		3.17	2.87		mg/kg dry	☼	88		21 - 165
Naphthalene	4.12		3.17	7.91		mg/kg dry	☼	119		10 - 160
Toluene	ND		3.17	2.74		mg/kg dry	☼	87		45 - 145
Xylenes, total	ND		9.51	8.17		mg/kg dry	☼	86		31 - 159

Surrogate	Matrix Spike	Matrix Spike	Limits
	% Recovery	Qualifier	
1,2-Dichloroethane-d4	116		67 - 138
Dibromofluoromethane	98		75 - 125
Toluene-d8	98		76 - 129
4-Bromofluorobenzene	107		67 - 147

**Lab Sample ID: 11G1211-MSD1**

**Matrix: Soil**

**Analysis Batch: U012543**

**Client Sample ID: 321 Ash**

**Prep Type: Total**

**Prep Batch: 11G1211\_P**

Analyte	Sample	Sample	Spike	Matrix Spike Dup	Matrix Spike Dup	Unit	D	% Rec	% Rec.	Limits	RPD	Limit
	Result	Qualifier	Added	Result	Qualifier							
Benzene	ND		3.17	2.53		mg/kg dry	☼	80		42 - 141	3	50
Ethylbenzene	0.0710		3.17	2.79		mg/kg dry	☼	86		21 - 165	3	50
Naphthalene	4.12		3.17	7.52		mg/kg dry	☼	107		10 - 160	5	50
Toluene	ND		3.17	2.68		mg/kg dry	☼	84		45 - 145	2	50
Xylenes, total	ND		9.51	7.93		mg/kg dry	☼	83		31 - 159	3	50

Surrogate	Matrix Spike Dup	Matrix Spike Dup	Limits
	% Recovery	Qualifier	
1,2-Dichloroethane-d4	114		67 - 138
Dibromofluoromethane	100		75 - 125
Toluene-d8	100		76 - 129
4-Bromofluorobenzene	105		67 - 147

**Lab Sample ID: 11G3394-BLK1**

**Matrix: Soil**

**Analysis Batch: U012524**

**Client Sample ID: Method Blank**

**Prep Type: Total**

**Prep Batch: 11G3394\_P**

Analyte	Blank	Blank	RL	MDL	Unit	D	Prepared	Analyzed	Dil Fac
	Result	Qualifier							
Benzene	ND		0.00200	0.00110	mg/kg wet		07/13/11 18:39	07/13/11 23:20	1.00
Ethylbenzene	ND		0.00200	0.000980	mg/kg wet		07/13/11 18:39	07/13/11 23:20	1.00
Naphthalene	ND		0.00500	0.00170	mg/kg wet		07/13/11 18:39	07/13/11 23:20	1.00
Toluene	ND		0.00200	0.000890	mg/kg wet		07/13/11 18:39	07/13/11 23:20	1.00
Xylenes, total	ND		0.00500	0.00190	mg/kg wet		07/13/11 18:39	07/13/11 23:20	1.00

Surrogate	Blank	Blank	Limits	Prepared	Analyzed	Dil Fac
	% Recovery	Qualifier				
1,2-Dichloroethane-d4	100		67 - 138	07/13/11 18:39	07/13/11 23:20	1.00
Dibromofluoromethane	78		75 - 125	07/13/11 18:39	07/13/11 23:20	1.00
Toluene-d8	102		76 - 129	07/13/11 18:39	07/13/11 23:20	1.00
4-Bromofluorobenzene	100		67 - 147	07/13/11 18:39	07/13/11 23:20	1.00

# QC Sample Results

Client: EEG - Small Business Group, Inc. (2449)  
 Project/Site: [none]

TestAmerica Job ID: NUG0346

## Method: SW846 8260B - Volatile Organic Compounds by EPA Method 8260B (Continued)

Lab Sample ID: 11G3394-BLK2

Matrix: Soil

Analysis Batch: U012524

Client Sample ID: Method Blank

Prep Type: Total

Prep Batch: 11G3394\_P

Analyte	Blank	Blank	RL	MDL	Unit	D	Prepared	Analyzed	Dil Fac
	Result	Qualifier							
Benzene	ND		0.100	0.0550	mg/kg wet		07/13/11 18:39	07/14/11 00:54	50.0
Ethylbenzene	ND		0.100	0.0490	mg/kg wet		07/13/11 18:39	07/14/11 00:54	50.0
Naphthalene	ND		0.250	0.0850	mg/kg wet		07/13/11 18:39	07/14/11 00:54	50.0
Toluene	ND		0.100	0.0445	mg/kg wet		07/13/11 18:39	07/14/11 00:54	50.0
Xylenes, total	ND		0.250	0.0950	mg/kg wet		07/13/11 18:39	07/14/11 00:54	50.0

Surrogate	Blank	Blank	Limits	Prepared	Analyzed	Dil Fac
	% Recovery	Qualifier				
1,2-Dichloroethane-d4	87		67 - 138	07/13/11 18:39	07/14/11 00:54	50.0
Dibromofluoromethane	99		75 - 125	07/13/11 18:39	07/14/11 00:54	50.0
Toluene-d8	99		76 - 129	07/13/11 18:39	07/14/11 00:54	50.0
4-Bromofluorobenzene	102		67 - 147	07/13/11 18:39	07/14/11 00:54	50.0

Lab Sample ID: 11G3394-BS1

Matrix: Soil

Analysis Batch: U012524

Client Sample ID: Lab Control Sample

Prep Type: Total

Prep Batch: 11G3394\_P

Analyte	Spike Added	LCS	LCS	Unit	D	% Rec	% Rec.
		Result	Qualifier				
Benzene	50.0	51.9		ug/kg		104	78 - 126
Ethylbenzene	50.0	55.4		ug/kg		111	79 - 130
Naphthalene	50.0	58.6		ug/kg		117	72 - 150
Toluene	50.0	53.7		ug/kg		107	76 - 126
Xylenes, total	150	166		ug/kg		110	80 - 130

Surrogate	LCS	LCS	Limits
	% Recovery	Qualifier	
1,2-Dichloroethane-d4	100		67 - 138
Dibromofluoromethane	95		75 - 125
Toluene-d8	100		76 - 129
4-Bromofluorobenzene	101		67 - 147

Lab Sample ID: 11G3394-MS1

Matrix: Soil

Analysis Batch: U012524

Client Sample ID: 747 Bluebell

Prep Type: Total

Prep Batch: 11G3394\_P

Analyte	Sample	Sample	Spike	Matrix Spike	Matrix Spike	Unit	D	% Rec	% Rec.
	Result	Qualifier	Added	Result	Qualifier				
Benzene	ND		6.64	7.28		mg/kg dry		110	42 - 141
Ethylbenzene	0.436		6.64	8.39		mg/kg dry		120	21 - 165
Naphthalene	11.7		6.64	21.5		mg/kg dry		148	10 - 160
Toluene	ND		6.64	7.66		mg/kg dry		115	45 - 145
Xylenes, total	ND		19.9	23.5		mg/kg dry		118	31 - 159

Surrogate	Matrix Spike	Matrix Spike	Limits
	% Recovery	Qualifier	
1,2-Dichloroethane-d4	82		67 - 138
Dibromofluoromethane	78		75 - 125
Toluene-d8	99		76 - 129
4-Bromofluorobenzene	106		67 - 147

# QC Sample Results

Client: EEG - Small Business Group, Inc. (2449)  
 Project/Site: [none]

TestAmerica Job ID: NUG0346

## Method: SW846 8260B - Volatile Organic Compounds by EPA Method 8260B (Continued)

**Lab Sample ID: 11G3394-MSD1**  
**Matrix: Soil**  
**Analysis Batch: U012524**

**Client Sample ID: 747 Bluebell**  
**Prep Type: Total**  
**Prep Batch: 11G3394\_P**

Analyte	Sample	Sample	Spike	Matrix Spike Dup	Matrix Spike Dup	Unit	D	% Rec	% Rec.		RPD	Limit
	Result	Qualifier	Added	Result	Qualifier				Limits	RPD		
Benzene	ND		6.64	6.60		mg/kg dry	☼	99	42 - 141	10	50	
Ethylbenzene	0.436		6.64	7.53		mg/kg dry	☼	107	21 - 165	11	50	
Naphthalene	11.7		6.64	20.8		mg/kg dry	☼	136	10 - 160	4	50	
Toluene	ND		6.64	7.24		mg/kg dry	☼	109	45 - 145	6	50	
Xylenes, total	ND		19.9	21.3		mg/kg dry	☼	107	31 - 159	10	50	

**Matrix Spike Dup    Matrix Spike Dup**

Surrogate	% Recovery	Qualifier	Limits
1,2-Dichloroethane-d4	104		67 - 138
Dibromofluoromethane	90		75 - 125
Toluene-d8	101		76 - 129
4-Bromofluorobenzene	107		67 - 147

## Method: SW846 8270D - Polyaromatic Hydrocarbons by EPA 8270D

**Lab Sample ID: 11G0601-BLK1**  
**Matrix: Soil**  
**Analysis Batch: 11G0601**

**Client Sample ID: Method Blank**  
**Prep Type: Total**  
**Prep Batch: 11G0601\_P**

Analyte	Blank	Blank	RL	MDL	Unit	D	Prepared	Analyzed	Dil Fac
	Result	Qualifier							
Acenaphthene	ND		0.0670	0.0140	mg/kg wet		07/05/11 13:00	07/06/11 02:57	1.00
Acenaphthylene	ND		0.0670	0.0200	mg/kg wet		07/05/11 13:00	07/06/11 02:57	1.00
Anthracene	ND		0.0670	0.00900	mg/kg wet		07/05/11 13:00	07/06/11 02:57	1.00
Benzo (a) anthracene	ND		0.0670	0.0110	mg/kg wet		07/05/11 13:00	07/06/11 02:57	1.00
Benzo (a) pyrene	ND		0.0670	0.00800	mg/kg wet		07/05/11 13:00	07/06/11 02:57	1.00
Benzo (b) fluoranthene	ND		0.0670	0.0380	mg/kg wet		07/05/11 13:00	07/06/11 02:57	1.00
Benzo (g,h,i) perylene	ND		0.0670	0.00900	mg/kg wet		07/05/11 13:00	07/06/11 02:57	1.00
Benzo (k) fluoranthene	ND		0.0670	0.0370	mg/kg wet		07/05/11 13:00	07/06/11 02:57	1.00
Chrysene	ND		0.0670	0.0310	mg/kg wet		07/05/11 13:00	07/06/11 02:57	1.00
Dibenz (a,h) anthracene	ND		0.0670	0.0150	mg/kg wet		07/05/11 13:00	07/06/11 02:57	1.00
Fluoranthene	ND		0.0670	0.0110	mg/kg wet		07/05/11 13:00	07/06/11 02:57	1.00
Fluorene	ND		0.0670	0.0200	mg/kg wet		07/05/11 13:00	07/06/11 02:57	1.00
Indeno (1,2,3-cd) pyrene	ND		0.0670	0.0310	mg/kg wet		07/05/11 13:00	07/06/11 02:57	1.00
Naphthalene	ND		0.0670	0.0140	mg/kg wet		07/05/11 13:00	07/06/11 02:57	1.00
Phenanthrene	ND		0.0670	0.0100	mg/kg wet		07/05/11 13:00	07/06/11 02:57	1.00
Pyrene	ND		0.0670	0.0230	mg/kg wet		07/05/11 13:00	07/06/11 02:57	1.00
1-Methylnaphthalene	ND		0.0670	0.0120	mg/kg wet		07/05/11 13:00	07/06/11 02:57	1.00
2-Methylnaphthalene	ND		0.0670	0.0210	mg/kg wet		07/05/11 13:00	07/06/11 02:57	1.00

**Blank    Blank**

Surrogate	% Recovery	Qualifier	Limits	Prepared	Analyzed	Dil Fac
Terphenyl-d14	88		18 - 120	07/05/11 13:00	07/06/11 02:57	1.00
2-Fluorobiphenyl	60		14 - 120	07/05/11 13:00	07/06/11 02:57	1.00
Nitrobenzene-d5	57		17 - 120	07/05/11 13:00	07/06/11 02:57	1.00

**Lab Sample ID: 11G0601-BS1**  
**Matrix: Soil**  
**Analysis Batch: 11G0601**

**Client Sample ID: Lab Control Sample**  
**Prep Type: Total**  
**Prep Batch: 11G0601\_P**

Analyte	Spike Added	LCS Result	LCS Qualifier	Unit	D	% Rec	% Rec.	
							Limits	RPD
Acenaphthene	1.67	1.26		mg/kg wet		76	49 - 120	



# QC Sample Results

Client: EEG - Small Business Group, Inc. (2449)  
 Project/Site: [none]

TestAmerica Job ID: NUG0346

## Method: SW846 8270D - Polyaromatic Hydrocarbons by EPA 8270D (Continued)

Lab Sample ID: 11G0601-BS1

Matrix: Soil

Analysis Batch: 11G0601

Client Sample ID: Lab Control Sample

Prep Type: Total

Prep Batch: 11G0601\_P

Analyte	Spike Added	LCS Result	LCS Qualifier	Unit	D	% Rec	% Rec. Limits
Acenaphthylene	1.67	1.28		mg/kg wet		77	52 - 120
Anthracene	1.67	1.39		mg/kg wet		84	58 - 120
Benzo (a) anthracene	1.67	1.41		mg/kg wet		85	57 - 120
Benzo (a) pyrene	1.67	1.55		mg/kg wet		93	55 - 120
Benzo (b) fluoranthene	1.67	1.58		mg/kg wet		95	51 - 123
Benzo (g,h,i) perylene	1.67	1.44		mg/kg wet		87	49 - 121
Benzo (k) fluoranthene	1.67	1.34		mg/kg wet		80	42 - 129
Chrysene	1.67	1.41		mg/kg wet		85	55 - 120
Dibenz (a,h) anthracene	1.67	1.43		mg/kg wet		86	50 - 123
Fluoranthene	1.67	1.41		mg/kg wet		85	58 - 120
Fluorene	1.67	1.34		mg/kg wet		81	54 - 120
Indeno (1,2,3-cd) pyrene	1.67	1.42		mg/kg wet		85	50 - 122
Naphthalene	1.67	1.23		mg/kg wet		74	28 - 120
Phenanthrene	1.67	1.36		mg/kg wet		82	56 - 120
Pyrene	1.67	1.38		mg/kg wet		83	56 - 120
1-Methylnaphthalene	1.67	0.929		mg/kg wet		56	36 - 120
2-Methylnaphthalene	1.67	1.11		mg/kg wet		66	36 - 120

Surrogate	LCS LCS		Limits
	% Recovery	Qualifier	
Terphenyl-d14	86		18 - 120
2-Fluorobiphenyl	62		14 - 120
Nitrobenzene-d5	50		17 - 120

Lab Sample ID: 11G0601-MS1

Matrix: Soil

Analysis Batch: 11G0601

Client Sample ID: Matrix Spike

Prep Type: Total

Prep Batch: 11G0601\_P

Analyte	Sample Result	Sample Qualifier	Spike Added	Matrix Spike Result	Matrix Spike Qualifier	Unit	D	% Rec	% Rec. Limits
Acenaphthene	ND		2.52	1.79		mg/kg dry	☉	71	42 - 120
Acenaphthylene	ND		2.52	1.83		mg/kg dry	☉	73	32 - 120
Anthracene	ND		2.52	2.03		mg/kg dry	☉	81	10 - 200
Benzo (a) anthracene	0.0649		2.52	2.03		mg/kg dry	☉	78	41 - 120
Benzo (a) pyrene	0.0679		2.52	2.14		mg/kg dry	☉	82	33 - 121
Benzo (b) fluoranthene	0.0709		2.52	2.28		mg/kg dry	☉	88	26 - 137
Benzo (g,h,i) perylene	ND		2.52	1.84		mg/kg dry	☉	73	21 - 124
Benzo (k) fluoranthene	0.0605		2.52	1.83		mg/kg dry	☉	70	14 - 140
Chrysene	0.0639		2.52	2.05		mg/kg dry	☉	79	28 - 123
Dibenz (a,h) anthracene	ND		2.52	1.90		mg/kg dry	☉	75	25 - 127
Fluoranthene	0.0724		2.52	2.05		mg/kg dry	☉	79	38 - 120
Fluorene	ND		2.52	1.93		mg/kg dry	☉	77	41 - 120
Indeno (1,2,3-cd) pyrene	ND		2.52	1.96		mg/kg dry	☉	78	25 - 123
Naphthalene	ND		2.52	1.75		mg/kg dry	☉	70	25 - 120
Phenanthrene	ND		2.52	1.99		mg/kg dry	☉	79	37 - 120
Pyrene	0.0768		2.52	2.08		mg/kg dry	☉	80	29 - 125
1-Methylnaphthalene	ND		2.52	1.32		mg/kg dry	☉	53	19 - 120
2-Methylnaphthalene	ND		2.52	1.57		mg/kg dry	☉	63	11 - 120

Surrogate	Matrix Spike Matrix Spike		Limits
	% Recovery	Qualifier	
Terphenyl-d14	77		18 - 120

# QC Sample Results

Client: EEG - Small Business Group, Inc. (2449)  
 Project/Site: [none]

TestAmerica Job ID: NUG0346

## Method: SW846 8270D - Polyaromatic Hydrocarbons by EPA 8270D (Continued)

**Lab Sample ID: 11G0601-MS1**  
**Matrix: Soil**  
**Analysis Batch: 11G0601**

**Client Sample ID: Matrix Spike**  
**Prep Type: Total**  
**Prep Batch: 11G0601\_P**

Surrogate	Matrix Spike	Matrix Spike	Limits
	% Recovery	Qualifier	
2-Fluorobiphenyl	54		14 - 120
Nitrobenzene-d5	49		17 - 120

**Lab Sample ID: 11G0601-MSD1**  
**Matrix: Soil**  
**Analysis Batch: 11G0601**

**Client Sample ID: Matrix Spike Duplicate**  
**Prep Type: Total**  
**Prep Batch: 11G0601\_P**

Analyte	Sample	Sample	Spike	Matrix Spike Dup	Matrix Spike Dup	D	% Rec	% Rec.	Limits	RPD	RPD	Limit
	Result	Qualifier	Added	Result	Qualifier							
Acenaphthene	ND		2.50	1.55			62	42 - 120	14	40		
Acenaphthylene	ND		2.50	1.56			63	32 - 120	16	30		
Anthracene	ND		2.50	1.73			69	10 - 200	16	50		
Benzo (a) anthracene	0.0649		2.50	1.76			68	41 - 120	14	30		
Benzo (a) pyrene	0.0679		2.50	1.90			73	33 - 121	12	33		
Benzo (b) fluoranthene	0.0709		2.50	2.14			83	26 - 137	6	42		
Benzo (g,h,i) perylene	ND		2.50	1.63			65	21 - 124	12	32		
Benzo (k) fluoranthene	0.0605		2.50	1.40			54	14 - 140	27	39		
Chrysene	0.0639		2.50	1.73			67	28 - 123	17	34		
Dibenz (a,h) anthracene	ND		2.50	1.64			65	25 - 127	15	31		
Fluoranthene	0.0724		2.50	1.86			72	38 - 120	9	35		
Fluorene	ND		2.50	1.63			65	41 - 120	17	37		
Indeno (1,2,3-cd) pyrene	ND		2.50	1.67			67	25 - 123	16	32		
Naphthalene	ND		2.50	1.59			63	25 - 120	10	42		
Phenanthrene	ND		2.50	1.72			69	37 - 120	14	32		
Pyrene	0.0768		2.50	1.89			73	29 - 125	9	40		
1-Methylnaphthalene	ND		2.50	1.21			48	19 - 120	9	45		
2-Methylnaphthalene	ND		2.50	1.44			57	11 - 120	9	50		

Surrogate	Matrix Spike Dup	Matrix Spike Dup	Limits
	% Recovery	Qualifier	
Terphenyl-d14	65		18 - 120
2-Fluorobiphenyl	46		14 - 120
Nitrobenzene-d5	46		17 - 120

## Method: SW-846 - General Chemistry Parameters

**Lab Sample ID: 11G2361-DUP1**  
**Matrix: Soil**  
**Analysis Batch: 11G2361**

**Client Sample ID: Duplicate**  
**Prep Type: Total**  
**Prep Batch: 11G2361\_P**

Analyte	Sample	Sample	Duplicate	Duplicate	Unit	D	RPD	RPD	Limit
	Result	Qualifier	Result	Qualifier					
% Dry Solids	73.1		72.9		%		0.2	20	

## QC Association Summary

Client: EEG - Small Business Group, Inc. (2449)  
Project/Site: [none]

TestAmerica Job ID: NUG0346

### GCMS Volatiles

#### Analysis Batch: U012052

Lab Sample ID	Client Sample ID	Prep Type	Matrix	Method	Prep Batch
11G0464-BS1	Lab Control Sample	Total	Soil	SW846 8260B	11G0464_P
11G0464-BSD1	Lab Control Sample Dup	Total	Soil	SW846 8260B	11G0464_P
11G0464-BLK1	Method Blank	Total	Soil	SW846 8260B	11G0464_P
NUG0346-01	308 Ash	Total	Soil	SW846 8260B	11G0464_P
NUG0346-02	318 Ash	Total	Soil	SW846 8260B	11G0464_P
NUG0346-03	321 Ash	Total	Soil	SW846 8260B	11G0464_P
NUG0346-04	747 Bluebell	Total	Soil	SW846 8260B	11G0464_P
11G0464-MS1	Matrix Spike	Total	Soil	SW846 8260B	11G0464_P
11G0464-MSD1	Matrix Spike Duplicate	Total	Soil	SW846 8260B	11G0464_P

#### Analysis Batch: U012524

Lab Sample ID	Client Sample ID	Prep Type	Matrix	Method	Prep Batch
11G3394-BS1	Lab Control Sample	Total	Soil	SW846 8260B	11G3394_P
11G3394-BLK1	Method Blank	Total	Soil	SW846 8260B	11G3394_P
11G3394-BLK2	Method Blank	Total	Soil	SW846 8260B	11G3394_P
NUG0346-04 - RE2	747 Bluebell	Total	Soil	SW846 8260B	11G3394_P
11G3394-MS1	747 Bluebell	Total	Soil	SW846 8260B	11G3394_P
11G3394-MSD1	747 Bluebell	Total	Soil	SW846 8260B	11G3394_P

#### Analysis Batch: U012543

Lab Sample ID	Client Sample ID	Prep Type	Matrix	Method	Prep Batch
11G1211-BS1	Lab Control Sample	Total	Soil	SW846 8260B	11G1211_P
11G1211-BSD1	Lab Control Sample Dup	Total	Soil	SW846 8260B	11G1211_P
11G1211-BLK1	Method Blank	Total	Soil	SW846 8260B	11G1211_P
11G1211-BLK2	Method Blank	Total	Soil	SW846 8260B	11G1211_P
NUG0346-04 - RE1	747 Bluebell	Total	Soil	SW846 8260B	11G1211_P
NUG0346-03 - RE1	321 Ash	Total	Soil	SW846 8260B	11G1211_P
11G1211-MS1	321 Ash	Total	Soil	SW846 8260B	11G1211_P
11G1211-MSD1	321 Ash	Total	Soil	SW846 8260B	11G1211_P

#### Prep Batch: 11G0464\_P

Lab Sample ID	Client Sample ID	Prep Type	Matrix	Method	Prep Batch
11G0464-BS1	Lab Control Sample	Total	Soil	EPA 5035	
11G0464-BSD1	Lab Control Sample Dup	Total	Soil	EPA 5035	
11G0464-BLK1	Method Blank	Total	Soil	EPA 5035	
NUG0346-01	308 Ash	Total	Soil	EPA 5035	
NUG0346-02	318 Ash	Total	Soil	EPA 5035	
NUG0346-03	321 Ash	Total	Soil	EPA 5035	
NUG0346-04	747 Bluebell	Total	Soil	EPA 5035	
11G0464-MS1	Matrix Spike	Total	Soil	EPA 5035	
11G0464-MSD1	Matrix Spike Duplicate	Total	Soil	EPA 5035	

#### Prep Batch: 11G1211\_P

Lab Sample ID	Client Sample ID	Prep Type	Matrix	Method	Prep Batch
11G1211-BS1	Lab Control Sample	Total	Soil	EPA 5035	
11G1211-BSD1	Lab Control Sample Dup	Total	Soil	EPA 5035	
11G1211-BLK1	Method Blank	Total	Soil	EPA 5035	
11G1211-BLK2	Method Blank	Total	Soil	EPA 5035	
NUG0346-04 - RE1	747 Bluebell	Total	Soil	EPA 5035	
NUG0346-03 - RE1	321 Ash	Total	Soil	EPA 5035	
11G1211-MS1	321 Ash	Total	Soil	EPA 5035	
11G1211-MSD1	321 Ash	Total	Soil	EPA 5035	

## QC Association Summary

Client: EEG - Small Business Group, Inc. (2449)  
 Project/Site: [none]

TestAmerica Job ID: NUG0346

### GCMS Volatiles (Continued)

#### Prep Batch: 11G3394\_P

Lab Sample ID	Client Sample ID	Prep Type	Matrix	Method	Prep Batch
11G3394-BS1	Lab Control Sample	Total	Soil	EPA 5035	
11G3394-BLK1	Method Blank	Total	Soil	EPA 5035	
11G3394-BLK2	Method Blank	Total	Soil	EPA 5035	
NUG0346-04 - RE2	747 Bluebell	Total	Soil	EPA 5035	
11G3394-MS1	747 Bluebell	Total	Soil	EPA 5035	
11G3394-MSD1	747 Bluebell	Total	Soil	EPA 5035	

### GCMS Semivolatiles

#### Analysis Batch: 11G0601

Lab Sample ID	Client Sample ID	Prep Type	Matrix	Method	Prep Batch
11G0601-BLK1	Method Blank	Total	Soil	SW846 8270D	11G0601_P
11G0601-BS1	Lab Control Sample	Total	Soil	SW846 8270D	11G0601_P
11G0601-MS1	Matrix Spike	Total	Soil	SW846 8270D	11G0601_P
11G0601-MSD1	Matrix Spike Duplicate	Total	Soil	SW846 8270D	11G0601_P
NUG0346-01	308 Ash	Total	Soil	SW846 8270D	11G0601_P
NUG0346-02	318 Ash	Total	Soil	SW846 8270D	11G0601_P
NUG0346-03	321 Ash	Total	Soil	SW846 8270D	11G0601_P
NUG0346-03 - RE1	321 Ash	Total	Soil	SW846 8270D	11G0601_P
NUG0346-04 - RE1	747 Bluebell	Total	Soil	SW846 8270D	11G0601_P
NUG0346-04 - RE2	747 Bluebell	Total	Soil	SW846 8270D	11G0601_P

#### Prep Batch: 11G0601\_P

Lab Sample ID	Client Sample ID	Prep Type	Matrix	Method	Prep Batch
11G0601-BLK1	Method Blank	Total	Soil	EPA 3550C	
11G0601-BS1	Lab Control Sample	Total	Soil	EPA 3550C	
11G0601-MS1	Matrix Spike	Total	Soil	EPA 3550C	
11G0601-MSD1	Matrix Spike Duplicate	Total	Soil	EPA 3550C	
NUG0346-01	308 Ash	Total	Soil	EPA 3550C	
NUG0346-02	318 Ash	Total	Soil	EPA 3550C	
NUG0346-03	321 Ash	Total	Soil	EPA 3550C	
NUG0346-03 - RE1	321 Ash	Total	Soil	EPA 3550C	
NUG0346-04 - RE1	747 Bluebell	Total	Soil	EPA 3550C	
NUG0346-04 - RE2	747 Bluebell	Total	Soil	EPA 3550C	

### Extractions

#### Analysis Batch: 11G2361

Lab Sample ID	Client Sample ID	Prep Type	Matrix	Method	Prep Batch
11G2361-DUP1	Duplicate	Total	Soil	SW-846	11G2361_P
NUG0346-01	308 Ash	Total	Soil	SW-846	11G2361_P
NUG0346-02	318 Ash	Total	Soil	SW-846	11G2361_P
NUG0346-03	321 Ash	Total	Soil	SW-846	11G2361_P
NUG0346-04	747 Bluebell	Total	Soil	SW-846	11G2361_P

#### Prep Batch: 11G2361\_P

Lab Sample ID	Client Sample ID	Prep Type	Matrix	Method	Prep Batch
11G2361-DUP1	Duplicate	Total	Soil	% Solids	
NUG0346-01	308 Ash	Total	Soil	% Solids	
NUG0346-02	318 Ash	Total	Soil	% Solids	
NUG0346-03	321 Ash	Total	Soil	% Solids	
NUG0346-04	747 Bluebell	Total	Soil	% Solids	

# Lab Chronicle

Client: EEG - Small Business Group, Inc. (2449)  
 Project/Site: [none]

TestAmerica Job ID: NUG0346

## Client Sample ID: 308 Ash

Lab Sample ID: NUG0346-01

Date Collected: 06/27/11 13:15

Matrix: Soil

Date Received: 07/02/11 08:30

Percent Solids: 77.8

Prep Type	Batch Type	Batch Method	Run	Dilution Factor	Batch Number	Prepared Or Analyzed	Analyst	Lab
Total	Prep	EPA 5035		0.926	11G0464_P	06/27/11 13:15	AAN	TAL NSH
Total	Analysis	SW846 8260B		1.00	U012052	07/06/11 18:21	MJH	TAL NSH
Total	Prep	EPA 3550C		0.979	11G0601_P	07/05/11 13:00	JJR	TAL NSH
Total	Analysis	SW846 8270D		1.00	11G0601	07/06/11 06:31	BES	TAL NSH
Total	Prep	% Solids		1.00	11G2361_P	07/13/11 15:38	RRS	TAL NSH
Total	Analysis	SW-846		1.00	11G2361	07/14/11 12:26	AMS	TAL NSH

## Client Sample ID: 318 Ash

Lab Sample ID: NUG0346-02

Date Collected: 06/28/11 12:15

Matrix: Soil

Date Received: 07/02/11 08:30

Percent Solids: 83.9

Prep Type	Batch Type	Batch Method	Run	Dilution Factor	Batch Number	Prepared Or Analyzed	Analyst	Lab
Total	Prep	EPA 5035		0.850	11G0464_P	06/28/11 12:15	AAN	TAL NSH
Total	Analysis	SW846 8260B		1.00	U012052	07/06/11 18:53	MJH	TAL NSH
Total	Prep	EPA 3550C		0.994	11G0601_P	07/05/11 13:00	JJR	TAL NSH
Total	Analysis	SW846 8270D		1.00	11G0601	07/06/11 06:51	BES	TAL NSH
Total	Prep	% Solids		1.00	11G2361_P	07/13/11 15:38	RRS	TAL NSH
Total	Analysis	SW-846		1.00	11G2361	07/14/11 12:26	AMS	TAL NSH

## Client Sample ID: 321 Ash

Lab Sample ID: NUG0346-03

Date Collected: 06/29/11 12:45

Matrix: Soil

Date Received: 07/02/11 08:30

Percent Solids: 79.8

Prep Type	Batch Type	Batch Method	Run	Dilution Factor	Batch Number	Prepared Or Analyzed	Analyst	Lab
Total	Prep	EPA 5035		0.971	11G0464_P	06/29/11 12:45	AAN	TAL NSH
Total	Analysis	SW846 8260B		1.00	U012052	07/06/11 19:25	MJH	TAL NSH
Total	Prep	EPA 5035	RE1	1.01	11G1211_P	06/29/11 12:45	AAN	TAL NSH
Total	Analysis	SW846 8260B	RE1	50.0	U012543	07/12/11 15:42	MJH	TAL NSH
Total	Prep	EPA 3550C		0.977	11G0601_P	07/05/11 13:00	JJR	TAL NSH
Total	Analysis	SW846 8270D		1.00	11G0601	07/06/11 07:11	BES	TAL NSH
Total	Prep	EPA 3550C	RE1	0.977	11G0601_P	07/05/11 13:00	JJR	TAL NSH
Total	Analysis	SW846 8270D	RE1	5.00	11G0601	07/06/11 10:53	BES	TAL NSH
Total	Prep	% Solids		1.00	11G2361_P	07/13/11 15:38	RRS	TAL NSH
Total	Analysis	SW-846		1.00	11G2361	07/14/11 12:26	AMS	TAL NSH

## Client Sample ID: 747 Bluebell

Lab Sample ID: NUG0346-04

Date Collected: 06/30/11 11:15

Matrix: Soil

Date Received: 07/02/11 08:30

Percent Solids: 75.3

Prep Type	Batch Type	Batch Method	Run	Dilution Factor	Batch Number	Prepared Or Analyzed	Analyst	Lab
Total	Prep	EPA 5035		0.822	11G0464_P	06/30/11 11:15	AAN	TAL NSH
Total	Analysis	SW846 8260B		1.00	U012052	07/06/11 19:57	MJH	TAL NSH
Total	Prep	EPA 5035	RE1	0.847	11G1211_P	06/30/11 11:15	AAN	TAL NSH
Total	Analysis	SW846 8260B	RE1	50.0	U012543	07/12/11 15:14	MJH	TAL NSH
Total	Prep	EPA 5035	RE2	0.847	11G3394_P	06/30/11 11:15	AAN	TAL NSH

# Lab Chronicle

Client: EEG - Small Business Group, Inc. (2449)  
Project/Site: [none]

TestAmerica Job ID: NUG0346

**Client Sample ID: 747 Bluebell**

**Lab Sample ID: NUG0346-04**

**Date Collected: 06/30/11 11:15**

**Matrix: Soil**

**Date Received: 07/02/11 08:30**

**Percent Solids: 75.3**

Prep Type	Batch Type	Batch Method	Run	Dilution Factor	Batch Number	Prepared Or Analyzed	Analyst	Lab
Total	Analysis	SW846 8260B	RE2	100	U012524	07/14/11 01:25	MJH	TAL NSH
Total	Prep	EPA 3550C	RE1	0.977	11G0601_P	07/05/11 13:00	JJR	TAL NSH
Total	Analysis	SW846 8270D	RE1	10.0	11G0601	07/06/11 11:13	BES	TAL NSH
Total	Prep	EPA 3550C	RE2	0.977	11G0601_P	07/05/11 13:00	JJR	TAL NSH
Total	Analysis	SW846 8270D	RE2	20.0	11G0601	07/06/11 12:01	BES	TAL NSH
Total	Prep	% Solids		1.00	11G2361_P	07/13/11 15:38	RRS	TAL NSH
Total	Analysis	SW-846		1.00	11G2361	07/14/11 12:26	AMS	TAL NSH

**Laboratory References:**

TAL NSH = TestAmerica Nashville, 2960 Foster Creighton Road, Nashville, TN 37204, TEL 800-765-0980

# Method Summary

Client: EEG - Small Business Group, Inc. (2449)  
Project/Site: [none]

TestAmerica Job ID: NUG0346

---

<u>Method</u>	<u>Method Description</u>	<u>Protocol</u>	<u>Laboratory</u>
SW-846	General Chemistry Parameters		TAL NSH
SW846 8260B	Volatile Organic Compounds by EPA Method 8260B		TAL NSH
SW846 8270D	Polyaromatic Hydrocarbons by EPA 8270D		TAL NSH

**Protocol References:**

**Laboratory References:**

TAL NSH = TestAmerica Nashville, 2960 Foster Creighton Road, Nashville, TN 37204, TEL 800-765-0980

# Certification Summary

Client: EEG - Small Business Group, Inc. (2449)

TestAmerica Job ID: NUG0346

Project/Site: [none]

Laboratory	Authority	Program	EPA Region	Certification ID
TestAmerica Nashville	A2LA	ISO/IEC 17025		0453.07
TestAmerica Nashville	A2LA	WY UST		453.07
TestAmerica Nashville	AIHA	IHLAP		100790
TestAmerica Nashville	Alabama	State Program	4	41150
TestAmerica Nashville	Alaska	Alaska UST	10	UST-087
TestAmerica Nashville	Arizona	State Program	9	AZ0473
TestAmerica Nashville	Arkansas	State Program	6	88-0737
TestAmerica Nashville	CALA	CALA		3744
TestAmerica Nashville	California	NELAC	9	1168CA
TestAmerica Nashville	Colorado	State Program	8	N/A
TestAmerica Nashville	Connecticut	State Program	1	PH-0220
TestAmerica Nashville	Florida	NELAC	4	E87358
TestAmerica Nashville	Illinois	NELAC	5	200010
TestAmerica Nashville	Iowa	State Program	7	131
TestAmerica Nashville	Kansas	NELAC	7	E-10229
TestAmerica Nashville	Kentucky	Kentucky UST	4	19
TestAmerica Nashville	Kentucky	State Program	4	90038
TestAmerica Nashville	Louisiana	NELAC	6	LA100011
TestAmerica Nashville	Louisiana	NELAC	6	30613
TestAmerica Nashville	Maryland	State Program	3	316
TestAmerica Nashville	Massachusetts	State Program	1	M-TN032
TestAmerica Nashville	Minnesota	NELAC	5	047-999-345
TestAmerica Nashville	Mississippi	State Program	4	N/A
TestAmerica Nashville	Montana	MT DEQ UST	8	NA
TestAmerica Nashville	Nevada	State Program	9	TN00032
TestAmerica Nashville	New Hampshire	NELAC	1	2963
TestAmerica Nashville	New Jersey	NELAC	2	TN965
TestAmerica Nashville	New York	NELAC	2	11342
TestAmerica Nashville	North Carolina	North Carolina DENR	4	387
TestAmerica Nashville	North Dakota	State Program	8	R-146
TestAmerica Nashville	Ohio	OVAP	5	CL0033
TestAmerica Nashville	Oklahoma	State Program	6	9412
TestAmerica Nashville	Oregon	NELAC	10	TN200001
TestAmerica Nashville	Pennsylvania	NELAC	3	68-00585
TestAmerica Nashville	Rhode Island	State Program	1	LAO00268
TestAmerica Nashville	South Carolina	State Program	4	84009
TestAmerica Nashville	South Carolina	State Program	4	84009
TestAmerica Nashville	Tennessee	State Program	4	2008
TestAmerica Nashville	Texas	NELAC	6	T104704077-09-TX
TestAmerica Nashville	USDA	USDA		S-48469
TestAmerica Nashville	Utah	NELAC	8	TAN
TestAmerica Nashville	Virginia	NELAC Secondary AB	3	460152
TestAmerica Nashville	Virginia	State Program	3	00323
TestAmerica Nashville	Washington	State Program	10	C789
TestAmerica Nashville	West Virginia	West Virginia DEP	3	219
TestAmerica Nashville	Wisconsin	State Program	5	998020430

Accreditation may not be offered or required for all methods and analytes reported in this package. Please contact your project manager for the laboratory's current list of certified methods and analytes.





NUG0346  
07/19/11 23:59



Nashville Division  
2860 Foster Creighton  
Nashville, TN 37204

Phone: 615-726-0177  
Toll Free: 800-765-0980  
Fax: 615-725-3404

Client Name/Account #: EEG - SBG # 2449

Address: 10179 Highway 78  
Ladson, SC 29456

City/State/Zip: Ladson, SC 29456  
Project Manager: Tom McElwee email: mcElwee@eeqinc.net

Telephone Number: 843.412.2097

Project #: 1027

Sample Name: (Print) Laurel Bay Housing ProjectSampler Signature: Tom McElweeFax No: (843) 879-0404

Site State: SC

PO#: 1027

TA Quote #:  
Project ID: Laurel Bay Housing Project

Project #:

To assist us in using the proper analytical methods, is this work being conducted for regulatory purposes?

Compliance Monitoring? Yes  No   
Enforcement Action? Yes  No

Sample ID / Description	Date Sampled	Time Sampled	No. of Containers Shipped	Grab	Composite	Field Filtered	Reservative											Matrix			Analyze For	RUSH TAT (Pre-Schedule)
							Ice	HNO <sub>3</sub> (Red Label)	MCL (Blue Label)	NaOH (Orange Label)	H <sub>2</sub> SO <sub>4</sub> , Plastic (Yellow Label)	H <sub>2</sub> SO <sub>4</sub> , Glass (Yellow Label)	None (Black Label)	Other (Specify)	Groundwater	Wastewater	Drinking Water	Sludge	Soil	Other (specify)		
308 ASH	6/27/11	1315	5	X										21				X	X			
318 ASH	6/28/11	1215	5	X										21				X	X			
321 ASH	6/29/11	1245	5	X										21				X	X			
747 Bluebell	6/30/11	1115	5	X										21				X	X			

Special Instructions:

Method of Shipment: FEDEX

Received by: FEDER X

Received by Testperson: [Signature]

Reinquired by: [Signature] Date: 7/1/11 Time: 1000

Date: 7-2-11 Time: 8:30

Laboratory Comments:  
Temperature Upon Receipt:  
VOCs Free of Headspace? Y

ATTACHMENT A

# UST Certificate of Disposal

## CONTRACTOR

Small Business Group, Inc.  
10179 Highway 78  
Ladson, SC 29456

TEL (843) 879-0403  
FAX (843) 879-0401

## TANK ID & LOCATION

UST 321Ash; 321 Ash Street, Laurel Bay Housing Area, MCAS Beaufort, S.C.

## DISPOSAL LOCATION

Coastal Auto Salvage Co., Inc.  
130 Laurel Bay Road  
Beaufort, S.C. 29906

### TYPE OF TANK

### SIZE (GAL)

Steel

280

## CLEANING/DISPOSAL METHOD

The tank and piping were unearthed, cut open, cleaned with a pressure washer, cut into sections, and recycled.

## DISPOSAL CERTIFICATION

I certify that the above tank, piping and equipment has been properly cleaned and disposed of.

T.R. Wilbee , 9/9/11  
(Name) (Date)

**Appendix C**  
**Laboratory Analytical Report - Groundwater**

# Volatile Organic Compounds by GC/MS

Client: <b>AECOM - Resolution Consultants</b>	Laboratory ID: <b>QK11025-009</b>
Description: <b>BEALB321TW01WG20151110</b>	Matrix: <b>Aqueous</b>
Date Sampled: <b>11/10/2015 1340</b>	
Date Received: <b>11/11/2015</b>	

Run	Prep Method	Analytical Method	Dilution	Analysis Date	Analyst	Prep Date	Batch
1	5030B	8260B	1	11/18/2015 1505	PAP		89908

Parameter	CAS Number	Analytical Method	Result	Q	LOQ	LOD	DL	Units	Run
Benzene	71-43-2	8260B	0.45	U	5.0	0.45	0.21	ug/L	1
<b>Ethylbenzene</b>	<b>100-41-4</b>	<b>8260B</b>	<b>0.33</b>	<b>J</b>	<b>5.0</b>	0.51	<b>0.21</b>	<b>ug/L</b>	<b>1</b>
<b>Naphthalene</b>	<b>91-20-3</b>	<b>8260B</b>	<b>11</b>	<b>B</b>	<b>5.0</b>	0.96	<b>0.14</b>	<b>ug/L</b>	<b>1</b>
Toluene	108-88-3	8260B	0.48	U	5.0	0.48	0.24	ug/L	1
Xylenes (total)	1330-20-7	8260B	0.57	U	5.0	0.57	0.32	ug/L	1

Surrogate	Q	Run 1 % Recovery	Acceptance Limits
Bromofluorobenzene		99	75-120
1,2-Dichloroethane-d4		98	70-120
Toluene-d8		96	85-120
Dibromofluoromethane		101	85-115

PQL = Practical quantitation limit      B = Detected in the method blank      E = Quantitation of compound exceeded the calibration range      H = Out of holding time      Q = Surrogate failure  
 ND = Not detected at or above the MDL      J = Estimated result < PQL and ≥ MDL      P = The RPD between two GC columns exceeds 40%      N = Recovery is out of criteria      L = LCS/LCSD failure  
 Where applicable, all soil sample analysis are reported on a dry weight basis unless flagged with a "W"      S = MS/MSD failure

Shealy Environmental Services, Inc.  
 106 Vantage Point Drive West Columbia, SC 29172 (803) 791-9700 Fax (803) 791-9111 www.shealylab.com

# Semivolatile Organic Compounds by GC/MS (SIM)

Client: **AECOM - Resolution Consultants**

Laboratory ID: **QK11025-009**

Description: **BEALB321TW01WG20151110**

Matrix: **Aqueous**

Date Sampled: **11/10/2015 1340**

Date Received: **11/11/2015**

Run	Prep Method	Analytical Method	Dilution	Analysis Date	Analyst	Prep Date	Batch
1	3520C	8270D (SIM)	5	11/24/2015 1648	RBH	11/13/2015 1646	89585

Parameter	CAS Number	Analytical Method	Result	Q	LOQ	LOD	DL	Units	Run
Benzo(a)anthracene	56-55-3	8270D (SIM)	0.98	J	1.0	0.20	0.095	ug/L	1
Benzo(b)fluoranthene	205-99-2	8270D (SIM)	0.80	J	1.0	0.20	0.095	ug/L	1
Benzo(k)fluoranthene	207-08-9	8270D (SIM)	0.23	J	1.0	0.20	0.12	ug/L	1
Chrysene	218-01-9	8270D (SIM)	0.84	J	1.0	0.20	0.11	ug/L	1
Dibenzo(a,h)anthracene	53-70-3	8270D (SIM)	0.40	U	1.0	0.40	0.20	ug/L	1

Surrogate	Q	Run 1 % Recovery	Acceptance Limits
2-Methylnaphthalene-d10		83	15-139
Fluoranthene-d10		95	23-154

PQL = Practical quantitation limit      B = Detected in the method blank      E = Quantitation of compound exceeded the calibration range      H = Out of holding time      Q = Surrogate failure  
 ND = Not detected at or above the MDL      J = Estimated result < PQL and ≥ MDL      P = The RPD between two GC columns exceeds 40%      N = Recovery is out of criteria      L = LCS/LCSD failure  
 Where applicable, all soil sample analysis are reported on a dry weight basis unless flagged with a "W"      S = MS/MSD failure

Shealy Environmental Services, Inc.  
 106 Vantage Point Drive West Columbia, SC 29172 (803) 791-9700 Fax (803) 791-9111 www.shealylab.com

**Appendix D**  
**Regulatory Correspondence**



Catherine E. Heigel, Director

*Promoting and protecting the health of the public and the environment*

July 1, 2015

Commanding Officer  
Attention: NREAO Mr. William A. Drawdy  
United State Marine Corps Air Station  
Post Office Box 55001  
Beaufort, SC 29904-5001

RE: IGWA  
Laurel Bay Underground Storage Tank Assessment Reports for:  
*See attached sheet*

Dear Mr. Drawdy,

The South Carolina Department of Health and Environmental Control (the Department) received the referenced Underground Storage Tank Assessment Reports for the addresses listed above. The regulatory authority for the investigation and cleanup of releases from these tank systems is the South Carolina Pollution Control Act (S.C. Code Ann. §48-1-10 et seq., as amended).

The Department has reviewed the referenced assessment reports. The submitted analytical results indicate that petroleum constituents are above established Risk-Based Screening Levels and additional investigation is warranted. Specifically, the Department requests that a groundwater sampling proposal be generated to determine if there has been an impact to groundwater at this site.

Please note that the Department's decision is based on information provided by the Marine Corps Air Station (MCAS) to date. Any information found to be contradictory to this decision may require additional action. Furthermore, the Department retains the right to request further investigation if deemed necessary.

If you have any questions, please contact me at [kriegkm@dhec.sc.gov](mailto:kriegkm@dhec.sc.gov) or 803-898-0255.

Sincerely,

Kent Krieg  
Department of Defense Corrective Action Section  
Bureau of Land and Waste Management  
South Carolina Department of Health and Environmental Control

Cc: Russell Berry (via email)  
Craig Ehde (via email)  
Bryan Beck (via email)





Catherine E. Heigel, Director

*Promoting and protecting the health of the public and the environment*

**Attachment to:** Krieg to Drawdy  
 Subject: IGWA  
 Dated 7/1/2015

**Laurel Bay Underground Storage Tank Assessment Reports for: (97 addresses/110 tanks)**

118 Banyan	343 Ash Tank 2
126 Banyan	344 Ash Tank 2
127 Banyan	347 Ash Tank 2
130 Banyan Tank 1	378 Aspen Tank 2
141 Laurel Bay	379 Aspen
151 Laurel Bay	382 Aspen Tank 1
224 Cypress	382 Aspen Tank 2
227 Cypress	394 Acorn Tank 2
256 Beech Tank 2	400 Elderberry
257 Beech Tank 1	432 Elderberry
257 Beech Tank 2	436 Elderberry
264 Beech	473 Dogwood Tank 2
265 Beech Tank 2	482 Laurel Bay
265 Beech Tank 3	517 Laurel Bay
275 Birch	586 Aster
277 Birch Tank 1	632 Dahlia
285 Birch	639 Dahlia Tank 2
292 Birch Tank 3	643 Dahlia Tank 1
297 Birch	644 Dahlia Tank 1
301 Ash	644 Dahlia Tank 2
306 Ash	646 Dahlia Tank 1
310 Ash Tank 1	646 Dahlia Tank 2
313 Ash	665 Camellia
315 Ash Tank 2	699 Abelia
316 Ash	744 Blue Bell
319 Ash	745 Blue Bell Tank 1
320 Ash	747 Blue Bell Tank 1
321 Ash	747 Blue Bell Tank 2
329 Ash	747 Blue Bell Tank 3
330 Ash Tank 2	749 Blue Bell Tank 1
331 Ash	749 Blue Bell Tank 2
332 Ash	751 Blue Bell
333 Ash	762 Althea
335 Ash Tank 1	765 Althea Tank 2
335 Ash Tank 2	766 Althea Tank 4
341 Ash	767 Althea Tank 1
342 Ash Tank 1	768 Althea Tank 2
342 Ash Tank 2	768 Althea Tank 3

**Laurel Bay Underground Storage Tank Assessment Reports for: (98 addresses/110 tanks) cont.**

768 Althea Tank 4	1067 Gardenia
769 Althea Tank 1	1077 Heather
769 Althea Tank 2	1081 Heather
775 Althea	1101 Iris Tank 2
819 Azalea	1104 Iris
840 Azalea	1105 Iris Tank 2
878 Cobia	1124 Iris Tank 2
891 Cobia	1142 Iris Tank 2
913 Barracuda	1146 Iris Tank 2
916 Barracuda	1218 Cardinal
923 Albacore	1240 Dove
1004 Bobwhite	1266 Dove
1022 Foxglove	1292 Eagle
1031 Foxglove	1299 Eagle Tank 1
1034 Foxglove Tank 2	1302 Eagle
1061 Gardenia Tank 3	1336 Albatross
1064 Gardenia	1351 Cardinal



Catherine E. Heigel, Director

*Promoting and protecting the health of the public and the environment*

Division of Waste Management  
Bureau of Land and Waste Management

June 8, 2016

Commanding Officer  
Attention: NREAO Mr. William A. Drawdy  
United State Marine Corps Air Station  
Post Office Box 55001  
Beaufort, SC 29904-5001

RE: Approval and Concurrence with Draft Final Initial Groundwater Investigation Report-November and December 2015  
Laurel Bay Military Housing Area Multiple Properties  
Dated April 2015

Dear Mr. Drawdy,

The South Carolina Department of Health and Environmental Control (the Department) received groundwater data in the above referenced Groundwater Investigation Report for the attached addresses on May 2, 2016. The regulatory authority for the investigation and cleanup of releases from these tank systems is the South Carolina Pollution Control Act (S.C. Code Ann. §48-1-10 et seq., as amended).

Per the Department's request, groundwater samples were collected from the attached referenced addresses. The Department reviewed the groundwater data and previous investigations and it agrees with the conclusions and recommendations included in the document. To further assess the impact to groundwater, permanent wells should be installed at the 15 stated addresses. For the remaining 80 addresses, there is no indication of contamination on the property and therefore no further investigation is required at this time.

Please note that the Department's decision is based on information provided by the Marine Corps Air Station (MCAS) to date. Any information found to be contradictory to this decision may require additional action. Furthermore, the Department retains the right to request further investigation if deemed necessary.

If you have any questions, please contact me at [petruslb@dhec.sc.gov](mailto:petruslb@dhec.sc.gov) or 803-898-0294.

Sincerely,

Laurel Petrus  
RCRA Federal Facilities Section

*Attachment: Specific Property Recommendations*

Cc: Russell Berry, EQC Region 8 (via email)  
Shawn Dolan, Resolution Consultants (via email)  
Bryan Beck, NAVFAC MIDATLANTIC (via email)  
Craig Ehde (via email)



**No Further Action recommendation (80 addresses)**

118 Banyan Drive	644 Dahlia Drive
126 Banyan Drive	646 Dahlia Drive
127 Banyan Drive	665 Camellia Drive
141 Laurel Bay Blvd	699 Abelia Street
151 Laurel Bay Blvd	744 Blue Bell Lane
224 Cypress Street	745 Blue Bell Lane
227 Cypress Street	751 Blue Bell Lane
257 Beech Street	762 Althea Street
264 Beech Street	765 Althea Street
265 Beech Street	766 Althea Street
275 Birch Drive	767 Althea Street
277 Birch Drive	768 Althea Street
297 Birch Drive	769 Althea Street
301 Ash Street	819 Azalea Drive
306 Ash Street	840 Azalea Drive
310 Ash Street	878 Cobia Drive
313 Ash Street	891 Cobia Drive
315 Ash Street	913 Barracuda Drive
316 Ash Street	916 Barracuda Drive
319 Ash Street	923 Wren Lane
320 Ash Street	1004 Bobwhite Drive
321 Ash Street	1022 Foxglove Street
329 Ash Street	1031 Foxglove Street
332 Ash Street	1061 Gardenia Drive
333 Ash Street	1064 Gardenia Drive
341 Ash Street	1067 Gardenia Drive
347 Ash Street	1077 Heather Street
378 Aspen Street	1081 Heather Street
379 Aspen Street	1101 Iris Lane
382 Aspen Street	1105 Iris Lane
394 Acorn Street	1142 Iris Lane
400 Elderberry Drive	1146 Iris Lane
432 Elderberry Drive	1218 Cardinal Lane
436 Elderberry Drive	1240 Dove Lane
482 Laurel Bay Blvd	1266 Dove Lane
517 Laurel Bay Blvd	1292 Eagle Lane
586 Aster Street	1299 Eagle Lane
632 Dahlia Drive	1302 Eagle Lane
639 Dahlia Drive	1336 Albatross Drive
643 Dahlia Drive	1351 Cardinal Lane